

DYNAME 4.0 DRIVE SYSTEM

Riders: Thomas Vanderham & Wade Simmons
Photo: Margus Riga
Location: Golden, British Columbia

POWERPLAY



TORQUE
108 Nm

MAX POWER
700 W peak output

MAX BOOST AMPLIFICATION
350%

BATTERY CAPACITY
720 Wh

Introducing the next generation, Dyname 4.0 drive system.

The Dyname 4.0 drive system is powerful, delivers high torque, and is long-lasting. That means faster climbs, punchier acceleration, and a larger, removable battery helping to ensure that you get more out of every ride. Designed in Canada, we've kept the same massive power as our previous generation drive system, but fit it into a smaller and lighter package. The Dyname 4.0 drive system delivers power in a responsive and natural way, giving our bikes the best e-bike ride feel on the market.



DYNAME 4.0: TECHNICAL INFORMATION

Reduced size and weight

- The Dynamo 4.0 motor is 18.5% lighter than the previous generation, Dynamo 3.0.
- We've given our motor a weight reduction while also increasing reliability. The Dynamo 4.0 motor features oversized bearings for increased drive durability.



A quiet drive system

- The Dynamo 4.0 features a lower motor rpm that reduces the amount of the electrical whine compared to other systems.
- We've removed the upper chain slider that was seen on the Dynamo 3.0 drive system to reduce the mechanical noise, as well as the drag when pedalling.

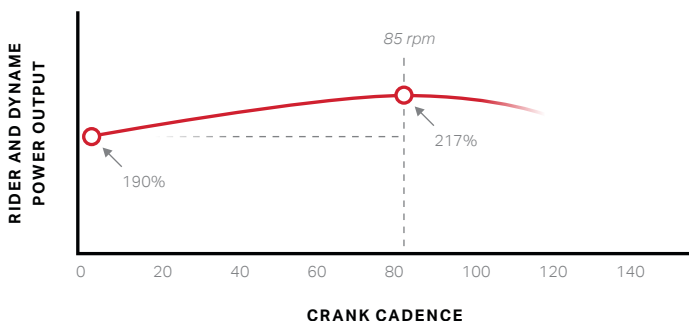
A responsive, natural power delivery

- Our system's torque sensor reads the tension that is being applied directly to the chain, and removes unwanted lag time to give an instantaneous and natural response when the power is applied.
- We've developed a new torque curve that is designed to gradually apply power that achieves a maximum power of 700 W at optimal cadence (85rpm). By having a variable power curve, you'll have more control of your bike on the trail including scenarios like steep, technical hill starts.

Motor rider ratio

190% to 217% - Factory Setting*

* Two higher power and two lower power boost modes are available



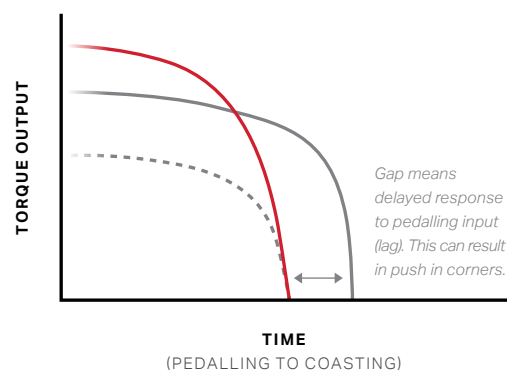
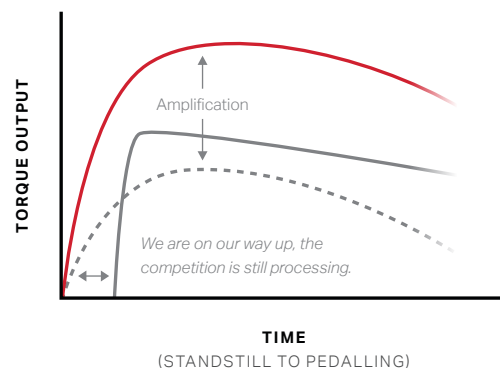
Torque and power

- The Dynamo 4.0 drive system packs the same 108Nm of class-leading torque that the Dynamo 3.0 brought to our previous generation of bikes.
- Our drive system has 700 W of peak output, meaning that more watts are delivered when you really need them.

Torque response

Max torque: 108 Nm

— DYNAMO 4.0 DRIVE SYSTEM
 - - RIDER
 — COMPETITORS



DYNAME 4.0: TECHNICAL INFORMATION

Jumbotron

- The Jumbotron is our display screen, seamlessly integrated into the top tube of our new Powerplay bikes. Positioned to show all key data and information in a convenient, easy to see location, the screens can be navigated using the handlebar remote.



Smaller remote

- Designed by us, our new smaller remote has better ergonomics for you as the rider and is focused on keeping the cockpit clean and uncluttered. The smaller design also allows it to be used in combination with more shifter and brake options.

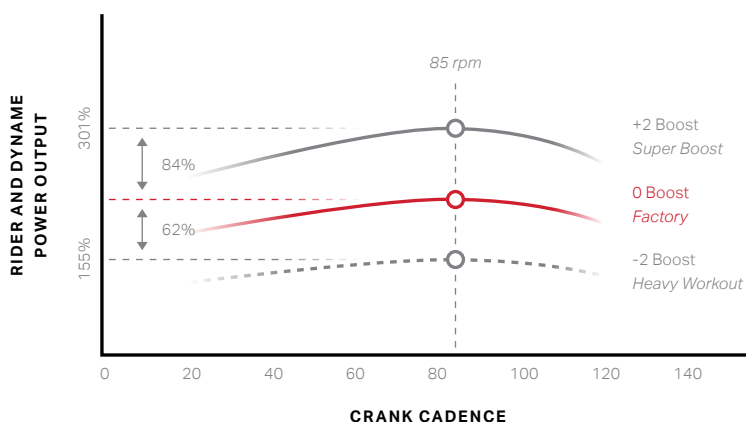
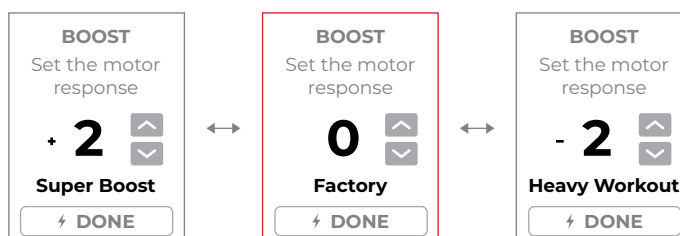


Adjustability at your finger tips

- The Dynamo 4.0 drive system and Jumbotron screen offer the ability to adjust both the assist level and boost level to suit your riding style. They also give you the option of having two customizable tune profiles that can be saved to the bike, for different riders or riding styles.
- The boost level adjusts the torque sensitivity, which adjusts how the motor responds to the input it's receiving through the pedals. A higher boost level requires you, the rider, to put less pressure on the pedals to deliver the same amount of torque. A lower boost level will mean you have to put more power down in order to achieve the same amount of torque.


Boost setting

- HIGHEST BOOST SETTING (SUPER BOOST)
- FACTORY BOOST SETTING (FACTORY)
- - LOWEST BOOST SETTING (HEAVY WORKOUT)



- The assist level feature adjusts the output power, which is the percentage of available power put out by the Dynamo 4.0 drive system in the different assist modes. There are 4 different modes that can be used to manage battery levels, to adjust trail speed, and to fine tune your effort levels. These modes include: Ludicrous, Trail Plus, Trail, and Eco.

DYNAME 4.0: TECHNICAL INFORMATION



Battery size

- We've increased the capacity of the Powerplay battery from 672Wh to 720Wh, allowing you to spend more time riding.
- Our new Powerplay models feature an easily removable battery. Simply drop the protective cover and battery retention bolt, and it will slide right out of the frame.

Overtimepack

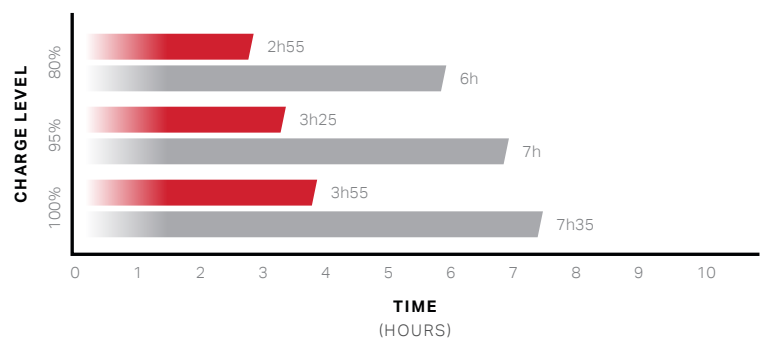
- The all-new Powerplay is compatible with the new Overtimepack, which gives you an extra 314Wh of battery capacity on top of the 720Wh of battery capacity in the bike. That means you have a total of 1,034Wh of battery capacity to ride with before needing a charge.

Charging

- We have a 4-amp charger and a 2-amp charger for the all-new Powerplay models, both of which quickly refuel your battery to get you back out there, faster. The less powerful of the two, the 2-amp charger, will charge the battery from 0-100% in 7 hours and 35 minutes which outpaces the competition.

Charge time

- 4A CHARGER
- 2A CHARGER



The new Altitude and Instinct Powerplay

It's been four years since we introduced our first e-bike, the **Altitude Powerplay**. From the outset, our goal was to create an electric mountain bike that felt as natural as possible, which we achieved through our in-house designed **Dyname 3.0 drive system**.

Building on the success of our previous Powerplay models, we've completely re-designed the Altitude Powerplay and Instinct Powerplay to continue to push the envelope of high performance e-bikes. With our next generation Dyname 4.0 drive system, we've thoughtfully integrated new features with a rider-focused design. Our Powerplay bikes are firmly positioned at the forefront of e-bike innovation.

Rider: Thomas Vanderham
Photo: Margus Riga
Location: Golden, British Columbia





Rider: Wade Simmons
Photo: Margus Rīga
Location: Elfin Lakes, British Columbia

"I've been a believer in our Powerplay bikes from the beginning, and my mind is still racing with all the possibilities they can bring when out on the trail. Our latest version has immense power, massive battery capacity, and has inspired me to ride further and push harder in challenging terrain. I love that the battery is removable and that the Jumbotron top tube displays all the info you'd need and more. Bring on the next generation – and the next ride!"

– Wade Simmons
Rocky Mountain Athlete

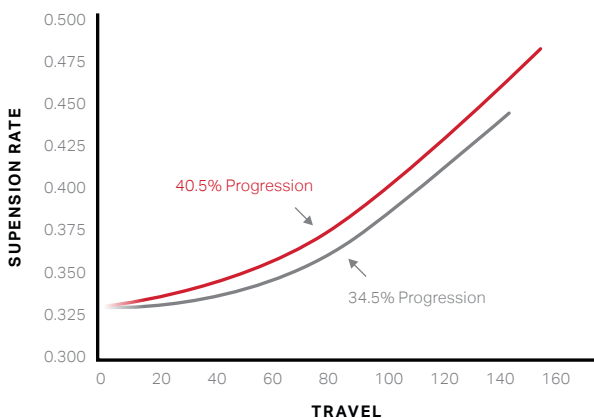
ALTITUDE POWERPLAY: MID-HIGH PIVOT KINEMATICS AND WHEELPATH

Our revised suspension design features a mid-high main pivot location that seamlessly integrates with our Dymale 4.0 drive. The kinematics have better support in both leverage rate and anti-squat, this translates to smoother power delivery to the ground with less energy loss. The mid-high main pivot also creates a more rearward wheel trajectory which all but eliminates small to medium trail chatter.



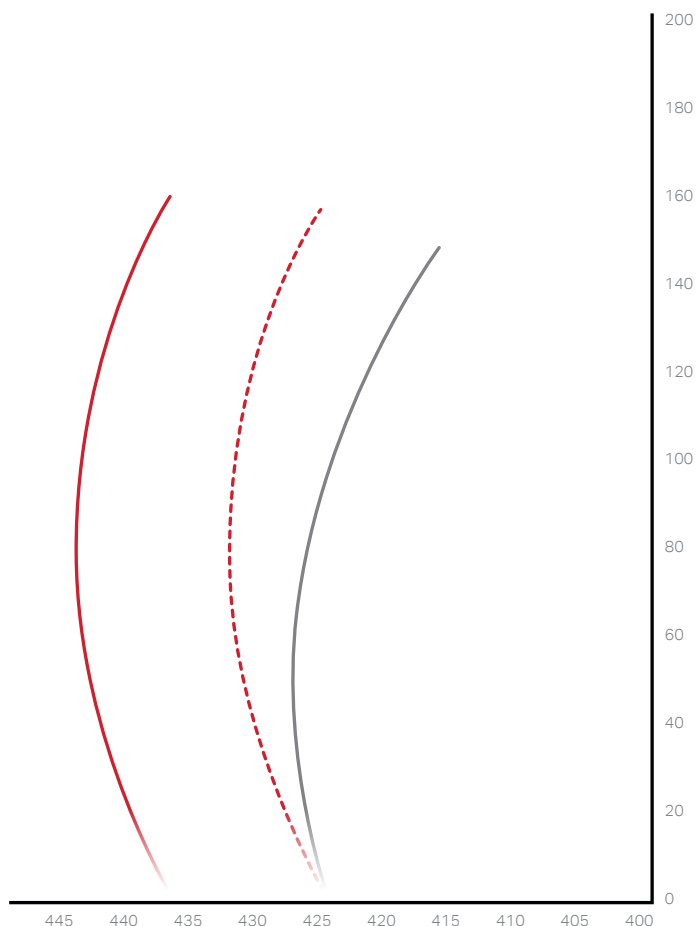
Rate curve

— MY22 ALTITUDE POWERPLAY
— MY21 ALTITUDE POWERPLAY



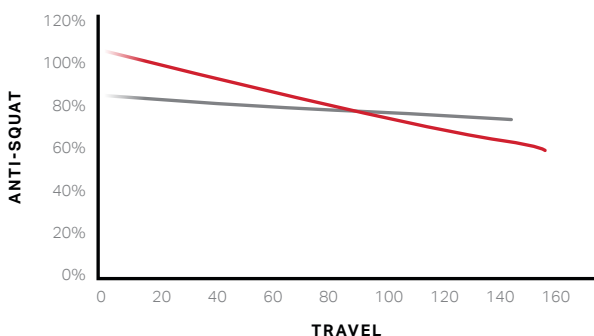
Wheel path

— MY22 ALTITUDE POWERPLAY WHEELPATH
- - MY22 ALTITUDE POWERPLAY WHEELPATH (NORMALIZED)
— MY21 ALTITUDE POWERPLAY WHEELPATH



Anti-Squat

— MY22 ALTITUDE POWERPLAY (50T)
— MY21 ALTITUDE POWERPLAY (50T)



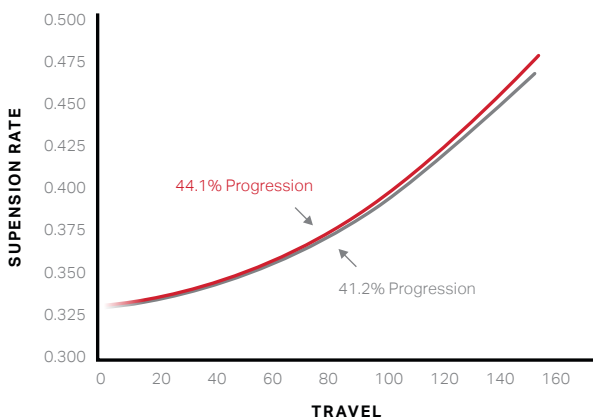
INSTINCT POWERPLAY: MID-HIGH PIVOT KINEMATICS AND WHEELPATH

Our revised suspension design features a mid-high main pivot location that seamlessly integrates with our DynamE 4.0 drive. The kinematics have better support in both leverage rate and anti-squat, this translates to smoother power delivery to the ground with less energy loss. The mid-high main pivot also creates a more rearward wheel trajectory which all but eliminates small to medium trail chatter.



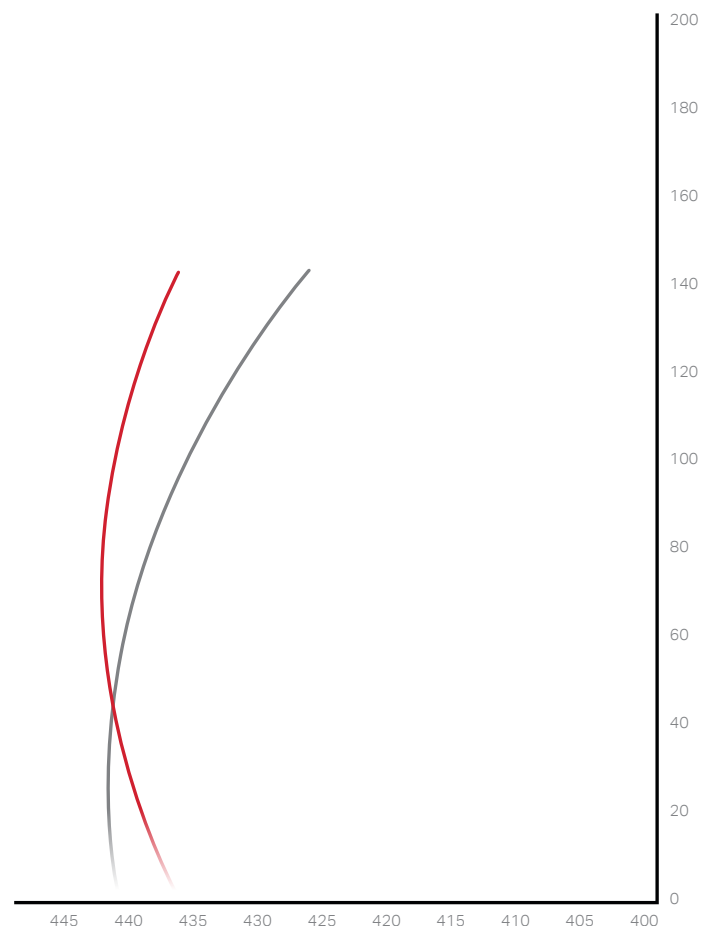
Rate curve

— MY22 INSTINCT POWERPLAY
— MY21 INSTINCT POWERPLAY



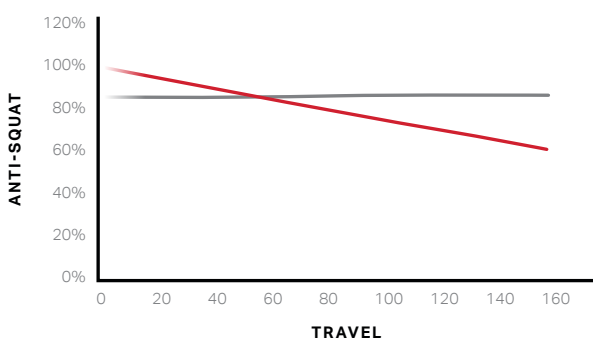
Wheel path

— MY22 INSTINCT POWERPLAY WHEELPATH
— MY21 INSTINCT POWERPLAY WHEELPATH



Anti-Squat

— MY22 INSTINCT POWERPLAY (50T)
— MY21 INSTINCT POWERPLAY (50T)



ALTITUDE POWERPLAY VS. INSTINCT POWERPLAY: WHAT MAKES THEM DIFFERENT?

While the all-new Altitude Powerplay and Instinct Powerplay share many of the same technologies and frame details, the bikes have different intended use and ride characteristics. The Altitude was designed for aggressive, high speed riding, while the Instinct is meant for long days of exploration and efficient riding.

Altitude Powerplay

DESIGNED FOR
Enduro

WHEEL SIZE
SM - XL: 29"

FRONT TRAVEL
170 MM

REAR TRAVEL
160 MM



Rider:
Thomas Vanderham

Photo:
Margus Riga

Location:
Golden, British Columbia

Instinct Powerplay

DESIGNED FOR
Trail

WHEEL SIZE
SM - XL: 29"

FRONT TRAVEL
150 MM

REAR TRAVEL
140 MM



Rider:
Wade Simmons

Photo:
Margus Riga

Location:
Elfin Lakes, British Columbia

TECHNOLOGIES



Dynamo 4.0™ DRIVE SYSTEM

Designed in Canada, in collaboration with Propulsion Powercycle, the Dynamo 4.0 drive system is a sleek, lightweight, and powerful electric assist that pushes the boundaries of electric bikes. Its compact, low-mounted motor allows us to design electric mountain bikes to our suspension and handling standards—with proper geometry and ideal pivot placement. The system provides class-leading power, instant response, and super-fast charging.



RIDE-4™ ADJUSTMENT SYSTEM

The RIDE-4 adjustment system allows riders to quickly fine-tune their geometry with a pair of Allen keys. Four configurations are possible thanks to one rotating chip. This allows for subtle geometry changes with minimal effect on your shock tune.



Size Specific TUNE

Size Specific Tune ensures that riders of all sizes get the right balance of small-bump compliance, mid-stroke support, and end-stroke progressiveness. Our design team does custom shock tunes based on real world field testing, and adjusts each tune for specific frame sizes.



SMOOTHWALL™ Carbon FRAME MATERIAL

SMOOTHWALL carbon uses one of the world's most sophisticated carbon processes to deliver industry leading stiffness-to-weight, ride quality, and durability. We eliminate excess resin and fibers by using rigid internal molds instead of traditional air bladders. We then utilize different types of carbon in specific frame areas to maximize stiffness and impact resistance while minimizing overall weight.



FORM™ Alloy FRAME MATERIAL

FORM tubesets utilize premium materials to meet our strict requirements. Each FORM tube that we create is engineered for its specific purpose within the frame, ensuring optimized strength, weight, and ride quality.



Smoothlink™ SUSPENSION

Smoothlink suspension is efficient yet supple when you're on the pedals and across a wide range of gears. It features a controlled end-stroke and a rate-curve that feels more capable than the travel would suggest. This four-bar suspension design philosophy is centred on ride characteristics; each bike platform we develop balances variables like anti-squat, axle path, chain growth, rate curve, anti-rise, etc. to achieve the legendary Rocky Mountain ride feel.



Rider:
Wade Simmons

Photo:
Margus Riga

Location:
Elfin Lakes, British Columbia

FRAME FEATURES



10mm chainstay adjustment

- Long = high speed stability
- Short = playfulness
- Dedicated Rocky Mountain 200mm brake mount supplied, no extra parts needed
- New Rocky Mountain hanger
- SRAM UDH compatible in Long mode




RIDE-4 adjustment system

- The RIDE-4 adjustment system allows riders to quickly fine-tune their geometry and suspension with a single Allen key. Four configurations are possible thanks to two small chips.




Secure and Internal Routing

- Internal cable trays with secure tie downs ensure a rattle free ride while making it easy to run cables and housing.
- Moto style compatible.



Added protection, guards, and chainguide

- Downtube protection, noise cancelling chainstay protection, and downtube shuttle guard.



Modular shock mount

- Allows for future suspension kinematic updates.
- Only available on carbon models.



Updated tube profile

- Modern look with a focus on front triangle stiffness for steering precision.



Dual bearings at the chainstay and seatstay

- Increased stiffness and durability. Shielded bearings featured on all pivots including at the lower shock mount.

TECHNICAL DETAILS

Altitude Powerplay

- 170mm, 44mm (FOX) or 42mm (RockShox) offset fork
- Max tire clearance is 29 x 2.6
- Sizes: SM - XL
- Weight*:
 - Altitude Powerplay Carbon 90 Rally Edition: TBA
 - Altitude Powerplay Carbon 70: 23.53 kg (51.9 lbs), size LG
 - Altitude Powerplay Alloy 70: TBA
 - Altitude Powerplay Alloy 50: TBA
 - Altitude Powerplay Alloy 30 Coil: TBA

** Note:*

Complete bikes and frameset weights include protectors, seat collar, and rear axle: TBA

Instinct Powerplay

- 150mm, 44mm (FOX) or 42mm (RockShox) offset fork
- Max tire clearance is 29 x 2.6
- Sizes: SM - XL
- Weight*:
 - Instinct Powerplay Carbon 90: TBA
 - Instinct Powerplay Carbon 70: TBA
 - Instinct Powerplay Alloy 70: TBA
 - Instinct Powerplay Alloy 50: TBA
 - Instinct Powerplay Alloy 30: TBA

** Note:*

Complete bikes and frameset weights include protectors, seat collar, and rear axle: TBA



Riders:

Thomas Vanderham
& Wade Simmons

Photo:

Margus Riga

Location:

Elfin Lakes, British Columbia

Altitude Powerplay

DESIGNED FOR

Enduro

FRONT TRAVEL

170 MM

REAR TRAVEL

160 MM

WHEEL SIZE

SM - XL: 29"

Enduro, electrified.

The Altitude Powerplay shares the many of the same attributes as our race proven Altitude—geometry, kinematics, and adjustability. Designed alongside our Dyname 4.0 drive system, our Altitude Powerplay has everything you need for aggressive trail e-biking. So go ahead and smash down chutes, rail through corners, and then turn it up to "Ludicrous" to get back up to the top faster than you ever thought possible.

Altitude Powerplay Carbon

Gloss War Machine / Matte UD Carbon / Gloss Enter Sandman

—
Thomas Vanderham's custom build



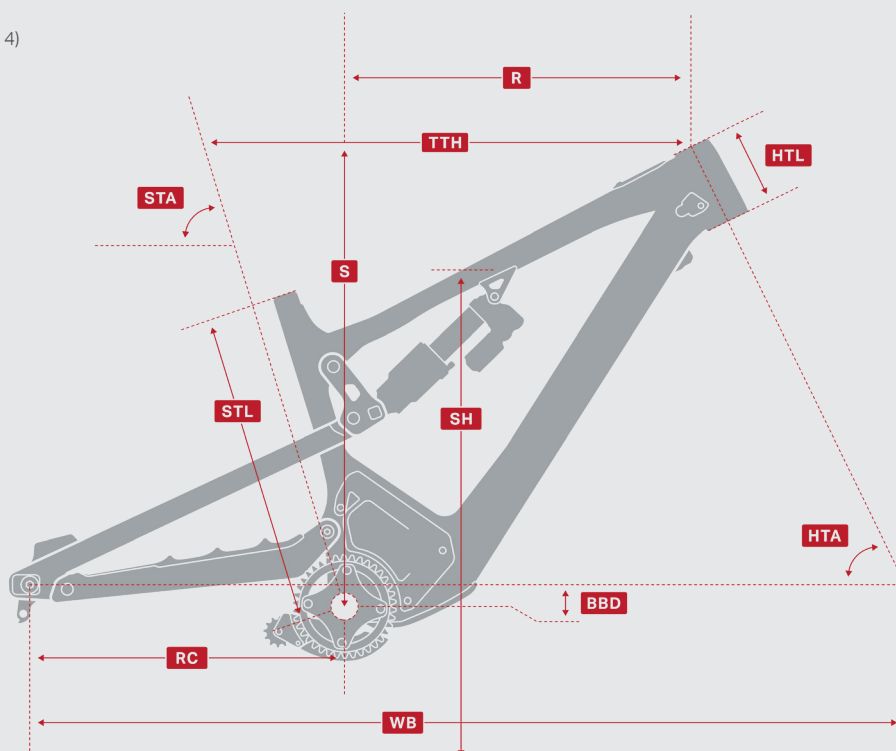
ALTITUDE POWERPLAY CARBON & ALLOY

GEOMETRY

Geometry shown for Slack (position 1), Neutral (position 3), and Steep (position 4) RIDE-4 positions.

TTH	Top Tube Horizontal (mm)
HTA	Head Tube Angle (deg)
HTL	Head Tube Length (mm)
STA	Seat Tube Angle (deg)
STL	Seat Tube Length (mm)
RC	Rear Centre (mm)
BBD	Bottom Bracket Drop (mm)
R	Reach (mm)
S	Stack (mm)
SH	Standover Height (mm) *
WB	Wheelbase (mm)

* We measure Standover Height 200mm forward from the centre of the bottom bracket.



	SM			MD			LG			XL		
	Slack	Neut.	Steep	Slack	Neut.	Steep	Slack	Neut.	Steep	Slack	Neut.	Steep
TTH	587	586	585	612	611	610	639	638	637	673	671	671
HTA	63.5°	64.0°	64.3°	63.5°	64.0°	64.3°	63.5°	64.0°	64.3°	63.5°	64.0°	64.3°
HTL	100	100	100	100	100	100	110	110	110	125	125	125
STA	75.5°	76.0°	76.3°	75.5°	76.0°	76.3°	75.5°	76.0°	76.3°	75.5°	76.0°	76.3°
STL	380	380	380	420	420	420	445	445	445	480	480	480
RC	439	437	436	439	437	436	439	437	436	439	437	436
BBD	34	27	24	34	27	24	34	27	24	34	27	24
R	425	430	433	450	455	458	475	480	483	508	510	513
S	629	625	623	629	625	623	638	634	632	652	648	645
SH	834	836	838	832	835	836	831	835	837	831	835	836
WB	1210	1208	1207	1235	1233	1232	1264	1262	1261	1301	1299	1298

ALTITUDE POWERPLAY COLOURWAYS**Carbon 70
Alloy 50 / 30****COLOUR 1***Altitude Powerplay Carbon shown***CINNAMON GIRL**
GLOSS**BLACK DOG**
GLOSS**LOVE ME TENDER**
GLOSS**Carbon 90 Rally Ed. / 70
Alloy 50 / 30 / 30 Coil****COLOUR 2***Altitude Powerplay Carbon shown***WAR MACHINE**
GLOSS**BLACK DOG**
MATTE**ENTER SANDMAN**
GLOSS

Image for colour and graphic reference only. Please refer to specification table.

Altitude Powerplay Carbon 90 Rally Edition

WHEEL SIZE

SM - XL: 29"

MODEL HIGHLIGHTS

- All new design, the next generation of Powerplay
- Full Hi Mod carbon frame, shared across all models
- All new Dyname 4.0 electric MTB motor
- Integrated display, allows system customization and trouble shooting
- Super high torque drive output: 108Nm!
- Removable high capacity 720 Wh battery
- Fast charging: 100% Charged in 3:55 (4A), 7:35 (2A) | 80% Charged in 2:55 (4A), 6:05 (2A)

IMPROVEMENTS OVER PREVIOUS MODEL

- 29" Chassis
- Fox DHX2 Factory Shock
- Race Face Turbine Crankset
- Stronger Race Face ARC HD Rim
- CushCore Tire Inserts

COLOUR 2



WAR MACHINE
GLOSS

BLACK DOG
MATTE

ENTER SANDMAN
GLOSS

Image for colour and graphic reference only. Please refer to specification table. Specifications are subject to change without notice. Regional availability may vary.

Frame	SMOOTHWALL™ Carbon. Integrated Display. Mid-High Pivot Smoothlink Suspension System. Press Fit BB. RIDE-4™ Adjustable Geometry + Suspension Rate. 160mm Travel.
Chainstay	SMOOTHWALL™ Carbon
Seatstay	SMOOTHWALL™ Carbon
Drive System	Dyname 4.0 Mountain Bike Drive 250w Nominal Power 108Nm Rocky Mountain Micro Remote Low RPM - High Efficiency class 1 eMTB System Designed in Canada
Battery	720 Wh Removable Integrated Li-Ion 100% Charged in 3:55 (4A) / 7:35 (2A) 80% Charged in 2:55 (4A) / 6:05 (2A)
Display	Rocky Mountain Jumbotron Drive System Customization Battery & Assist Level Trip Speed Cadence Top Tube Integration
E-Bike Charger	Rocky Mountain Powerplay FAST Charger 4A 48V Higo Deep Socket Connector Overtimepack Compatible (Dyname 4)
Fork	Fox 38 Float EVOL GRIP2 Factory Series 170mm 44mm Offset
R / Shock	Fox DHX2 Factory Sealed Bearing Eyelet 25x8mm F Hardware All Sizes = 230x62.5mm Size-Specific tune in FAQ
F / Brake	Shimano XT Trail 4 Piston Metal Pads
R / Brake	Shimano XT Trail 4 Piston Metal Pads
F / Rotor	Shimano RT86 203mm
R / Rotor	Shimano RT86 203mm
R / Shifter	Shimano XT
R / Derailleur	Shimano XT
Crankset	Race Face Turbine Cinch 34T 30mm Spindle Crank Length: SM - MD = 165mm LG - XL = 170mm
Bottom Bracket	Race Face BB89.5 30mm
Cassette	Shimano XT 10-51T
Chain	Shimano M8100
F / Hub	Rocky Mountain Sealed Boost 15mm
R / Hub	DT Swiss Hybrid 350 Boost 148mm 24T Star-Ratchet
Spokes	F : DT Swiss Champion 2.0 R : DT Swiss Alpine 2.3/2.0
F / Rim	Race Face ARC HD 30 32H Tubeless Ready Cushcore Pro Tire Inserts
R / Rim	Race Face ARC HD 30 32H Tubeless Ready Cushcore Pro Tire Inserts
F / Rim Tape	Tubeless Ready - Tape / Valves Incl
R / Rim Tape	Tubeless Ready - Tape / Valves Incl
F / Tire	Maxxis Assegai 2.5 WT 3C MaxxGrip DD Tubeless Ready
R / Tire	Maxxis Minion DHR II 2.4 WT 3C MaxxTerra DD Tubeless Ready
Headset	FSA Orbit NO.57E Sealed Stainless 36°x45° Bearings 30.2mm x 41mm x 7.1mm Upper 40mm x 51.8mm x 7.5mm Lower 1.5" Crown Race
Stem	Rocky Mountain 35 CNC 0° Rise All Sizes = 40mm
Handlebar	Race Face Turbine R 780mm Width 35mm Rise 8° Backsweep 4° Upsweep 35mm Clamp
Grips / Tape	ODI Elite Pro Lock On
Seatpost	Fox Transfer Factory Series 30.9mm SM = 125mm IMD = 150mm LG = 175mm XL = 200mm
Saddle	WTB Volt Race 142

Altitude Powerplay Carbon 70

WHEEL SIZE

SM - XL: 29"

MODEL HIGHLIGHTS

- All new design, the next generation of Powerplay
- Full Hi Mod carbon frame, shared across all models
- All new Dyname 4.0 electric MTB motor
- Integrated display, allows system customization and trouble shooting
- Super high torque drive output: 108Nm!
- Removable high capacity 720 Wh battery
- Fast charging: 100% Charged in 3:55 (4A), 7:35 (2A) | 80% Charged in 2:55 (4A), 6:05 (2A)

IMPROVEMENTS OVER PREVIOUS MODEL

- 29" Chassis
- Fox Float X2 Shock
- CushCore Tire Inserts

COLOUR 1



CINNAMON GIRL
GLOSS

BLACK DOG
GLOSS

LOVE ME TENDER
GLOSS

COLOUR 2



WAR MACHINE
GLOSS

BLACK DOG
MATTE

ENTER SANDMAN
GLOSS

Image for colour and graphic reference only. Please refer to specification table. Specifications are subject to change without notice. Regional availability may vary.

Frame	SMOOTHWALL™ Carbon. Integrated Display. Mid-High Pivot Smoothlink Suspension System. Press Fit BB. RIDE-4™ Adjustable Geometry + Suspension Rate. 160mm Travel.
Chainstay	FORM™ Alloy
Seatstay	FORM™ Alloy
Drive System	Dyname 4.0 Mountain Bike Drive 250w Nominal Power 108Nm Rocky Mountain Micro Remote Low RPM - High Efficiency class 1 eMTB System Designed in Canada
Battery	720 Wh Removable Integrated Li-Ion 100% Charged in 3:55 (4A) / 7:35 (2A) 80% Charged in 2:55 (4A) / 6:05 (2A)
Display	Rocky Mountain Jumbotron Drive System Customization Battery & Assist Level Trip Speed Cadence Top Tube Integration
E-Bike Charger	Rocky Mountain Powerplay FAST Charger 4A 48V Higo Deep Socket Connector Overtimepack Compatible (Dyname 4)
Fork	Fox 38 Float EVOL GRIP Performance Series 170mm 44mm Offset
R / Shock	Fox Float X2 Performance Sealed Bearing Eyelet 25x8mm F Hardware All Sizes = 230x62.5mm Size-Specific tune in FAQ
F / Brake	Shimano XT Trail 4 Piston Metal Pads
R / Brake	Shimano XT Trail 4 Piston Metal Pads
F / Rotor	Shimano RT66 203mm
R / Rotor	Shimano RT66 203mm
R / Shifter	Shimano XT
R / Derailleur	Shimano XT
Crankset	Race Face Aeffect Cinch 34T 24mm Spindle Crank Length: SM - MD = 165mm LG - XL = 170mm
Bottom Bracket	FSA BB89.5 24mm
Cassette	Shimano XT 10-51T
Chain	Shimano M8100
F / Hub	Rocky Mountain Sealed Boost 15mm
R / Hub	DT Swiss Hybrid 370 Boost 148mm 24T Star-Ratchet
Spokes	F : DT Swiss Champion 2.0 R : DT Swiss Alpine 2.3/2.0
F / Rim	WTB ST i30 TCS 2.0 Tubeless 32H Tubeless Ready Cushcore XC Tire Inserts
R / Rim	WTB ST i30 TCS 2.0 Tubeless 32H Tubeless Ready Cushcore XC Tire Inserts
F / Rim Tape	Tubeless Ready - Tape / Valves Incl
R / Rim Tape	Tubeless Ready - Tape / Valves Incl
F / Tire	Maxxis Assegai 2.5 WT 3C MaxxGrip DD Tubeless Ready
R / Tire	Maxxis Minion DHR II 2.4 WT 3C MaxxTerra DD Tubeless Ready
Headset	FSA Orbit NO.57E Sealed Stainless 36°x45° Bearings 30.2mm x 41mm x 7.1mm Upper 40mm x 51.8mm x 7.5mm Lower 1.5" Crown Race
Stem	FSA Orbit NO.57E Sealed Stainless 36°x45° Bearings 30.2mm x 41mm x 7.1mm Upper 40mm x 51.8mm x 7.5mm Lower 1.5" Crown Race
Handlebar	Rocky Mountain AM 780mm Width 38mm Rise 9° Backsweep 5° Upsweep 35 Clamp
Grips / Tape	ODI Elite Pro Lock On
Seatpost	Race Face Aeffect R Dropper 30.9mm Shimano MT500 Remote SM = 125mm MD = 150mm LG - XL = 175mm
Saddle	WTB Volt Race 142

Altitude Powerplay Alloy 70

WHEEL SIZE

SM - XL: 29"

MODEL HIGHLIGHTS

- All new design, the next generation of Powerplay
- Full Hi Mod carbon frame, shared across all models
- All new Dyname 4.0 electric MTB motor
- Integrated display, allows system customization and trouble shooting
- Super high torque drive output: 108Nm!
- Removable high capacity 720 Wh battery
- Fast charging: 100% Charged in 3:55 (4A), 7:35 (2A) | 80% Charged in 2:55 (4A), 6:05 (2A)

IMPROVEMENTS OVER PREVIOUS MODEL

- 29" Chassis
- Fox Float X Shock
- CushCore Tire Inserts

COLOUR 1



CINNAMON GIRL
GLOSS

BLACK DOG
GLOSS

LOVE ME TENDER
GLOSS

COLOUR 2



WAR MACHINE
GLOSS

BLACK DOG
MATTE

ENTER SANDMAN
GLOSS

Image for colour and graphic reference only. Please refer to specification table. Specifications are subject to change without notice. Regional availability may vary.

Frame	FORM™ Alloy. Integrated Display. Mid-High Pivot Smoothlink Suspension System. Press Fit BB. RIDE-4™ Adjustable Geometry + Suspension Rate. 160mm Travel.
Chainstay	FORM™ Alloy
Seatstay	FORM™ Alloy
Drive System	Dyname 4.0 Mountain Bike Drive 250w Nominal Power 108Nm Rocky Mountain Micro Remote Low RPM - High Efficiency class 1 eMTB System Designed in Canada
Battery	720 Wh Removable Integrated Li-Ion 100% Charged in 3:55 (4A) / 7:35 (2A) 80% Charged in 2:55 (4A) / 6:05 (2A)
Display	Rocky Mountain Jumbotron Drive System Customization Battery & Assist Level Trip Speed Cadence Top Tube Integration
E-Bike Charger	Rocky Mountain Powerplay FAST Charger 4A 48V Higo Deep Socket Connector Overtimepack Compatible (Dyname 4)
Fork	Fox 38 Float EVOL GRIP Performance Series 170mm 44mm Offset
R / Shock	Fox Float X Performance Sealed Bearing Eyelet 25x8mm F Hardware All Sizes = 230x62.5mm Size-Specific tune in FAQ
F / Brake	Shimano XT Trail 4 Piston Metal Pads
R / Brake	Shimano XT Trail 4 Piston Metal Pads
F / Rotor	Shimano RT66 203mm
R / Rotor	Shimano RT66 203mm
R / Shifter	Shimano XT
R / Derailleur	Shimano XT
Crankset	Race Face Aeffect Cinch 34T 24mm Spindle Crank Length: SM - MD = 165mm LG - XL = 170mm
Bottom Bracket	FSA BB89.5 24mm
Cassette	Shimano Deore 10-51T 12spd
Chain	Shimano M6100
F / Hub	Rocky Mountain Sealed Boost 15mm
R / Hub	DT Swiss Hybrid 370 Boost 148mm 24T Star-Ratchet
Spokes	F : DT Swiss Champion 2.0 R : DT Swiss Alpine 2.3/2.0
F / Rim	WTB ST i30 TCS 2.0 Tubeless 32H Tubeless Ready Cushcore XC Tire Inserts
R / Rim	WTB ST i30 TCS 2.0 Tubeless 32H Tubeless Ready Cushcore XC Tire Inserts
F / Rim Tape	Tubeless Ready - Tape / Valves Incl
R / Rim Tape	Tubeless Ready - Tape / Valves Incl
F / Tire	Maxxis Assegai 2.5 WT 3C MaxxGrip DD Tubeless Ready
R / Tire	Maxxis Minion DHR II 2.4 WT 3C MaxxTerra DD Tubeless Ready
Headset	FSA Orbit NO.57E Sealed 36°x45° Bearings 30.2mm x 41mm x 7.1mm Upper 40mm x 51.8mm x 7.5mm Lower 1.5" Crown Race
Stem	Rocky Mountain 35 AM 5° Rise All Sizes = 40mm
Handlebar	Rocky Mountain AM 780mm Width 38mm Rise 9° Backsweep 5° Upsweep 35 Clamp
Grips / Tape	ODI Elite Pro Lock On
Seatpost	Race Face Aeffect R Dropper 30.9mm Shimano MT500 Remote SM = 125mm MD = 150mm LG - XL = 175mm
Saddle	WTB Volt Race 142

Altitude Powerplay Alloy 50

WHEEL SIZE

SM - XL: 29"

MODEL HIGHLIGHTS

- All new design, the next generation of Powerplay
- Full Hi Mod carbon frame, shared across all models
- All new Dyname 4.0 electric MTB motor
- Integrated display, allows system customization and trouble shooting
- Super high torque drive output: 108Nm!
- Removable high capacity 720 Wh battery
- Fast charging: 100% Charged in 3:55 (4A), 7:35 (2A) | 80% Charged in 2:55 (4A), 6:05 (2A)

IMPROVEMENTS OVER PREVIOUS MODEL

- 29" Chassis
- Zeb Select 38mm Fork
- Fox Float X Shock

COLOUR 1



CINNAMON GIRL
GLOSS

BLACK DOG
GLOSS

LOVE ME TENDER
GLOSS

COLOUR 2



WAR MACHINE
GLOSS

BLACK DOG
MATTE

ENTER SANDMAN
GLOSS

Image for colour and graphic reference only. Please refer to specification table. Specifications are subject to change without notice. Regional availability may vary.

Frame	FORM™ Alloy. Integrated Display. Mid-High Pivot Smoothlink Suspension System. Press Fit BB. RIDE-4™ Adjustable Geometry + Suspension Rate. 160mm Travel.
Chainstay	FORM™ Alloy
Seatstay	FORM™ Alloy
Drive System	Dyname 4.0 Mountain Bike Drive 250w Nominal Power 108Nm Rocky Mountain Micro Remote Low RPM - High Efficiency class 1 eMTB System Designed in Canada
Battery	720 Wh Removable Integrated Li-Ion 100% Charged in 3:55 (4A) / 7:35 (2A) 80% Charged in 2:55 (4A) / 6:05 (2A)
Display	Rocky Mountain Jumbotron Drive System Customization Battery & Assist Level Trip Speed Cadence Top Tube Integration
E-Bike Charger	Rocky Mountain Powerplay FAST Charger 4A 48V Higo Deep Socket Connector Overtimepack Compatible (Dyname 4)
Fork	RockShox Zeb Select RC 170mm 44mm Offset
R / Shock	Fox Float X Performance Sealed Bearing Eyelet 25x8mm F Hardware All Sizes = 230x62.5mm Size-Specific tune in FAQ
F / Brake	Shimano MT6120 4 Piston Metal Pads
R / Brake	Shimano MT6120 4 Piston Metal Pads
F / Rotor	Shimano RT64 203mm
R / Rotor	Shimano RT64 203mm
R / Shifter	Shimano SLX
R / Derailleur	Shimano XT
Crankset	Race Face Ride Cinch 34T 24mm Spindle Crank Length: SM - MD = 165mm LG - XL = 170mm
Bottom Bracket	FSA BB89.5 24mm
Cassette	Shimano Deore 10-51T 12spd
Chain	Shimano M6100
F / Hub	Shimano SLX Boost 15mm
R / Hub	Shimano SLX Boost 148mm
Spokes	DT Swiss Champion 2.0
F / Rim	WTB ST i30 TCS 2.0 Tubeless 32H
R / Rim	WTB ST i30 TCS 2.0 Tubeless 32H
F / Rim Tape	Tubeless Ready - Tape / Valves Incl
R / Rim Tape	Tubeless Ready - Tape / Valves Incl
F / Tire	Maxxis Assegai 2.5 WT 3C MaxxGrip DD Tubeless Ready
R / Tire	Maxxis Minion DHR II 2.4 WT 3C MaxxTerra DD Tubeless Ready
Headset	FSA Orbit NO.57E Sealed 36°x45° Bearings 30.2mm x 41mm x 7.1mm Upper 40mm x 51.8mm x 7.5mm Lower 1.5" Crown Race
Stem	Rocky Mountain 35 AM 5° Rise All Sizes = 40mm
Handlebar	Rocky Mountain AM 780mm Width 38mm Rise 9° Backsweep 5° Upsweep 35 Clamp
Grips / Tape	ODI Elite Pro Lock On
Seatpost	Rocky Mountain Toonie Drop Alloy 30.9mm SM = 125mm MD = 150mm LG - XL = 170mm
Saddle	WTB Volt Race 142

Altitude Powerplay Alloy 30 Coil

WHEEL SIZE

SM - XL: 29"

MODEL HIGHLIGHTS

- All new design, the next generation of Powerplay
- Full Hi Mod carbon frame, shared across all models
- All new Dyname 4.0 electric MTB motor
- Integrated display, allows system customization and trouble shooting
- Super high torque drive output: 108Nm!
- Removable high capacity 720 Wh battery
- Fast charging: 100% Charged in 3:55 (4A), 7:35 (2A) | 80% Charged in 2:55 (4A), 6:05 (2A)

IMPROVEMENTS OVER PREVIOUS MODEL

- 29" Chassis
- Domain 38mm Fork
- Marzocchi Bomber CR Coil Shock

COLOUR 2



WAR MACHINE
GLOSS

BLACK DOG
MATTE

ENTER SANDMAN
GLOSS

Image for colour and graphic reference only. Please refer to specification table. Specifications are subject to change without notice. Regional availability may vary.

Frame	FORM™ Alloy. Integrated Display. Mid-High Pivot Smoothlink Suspension System. Press Fit BB. RIDE-4™ Adjustable Geometry + Suspension Rate. 160mm Travel.
Chainstay	FORM™ Alloy
Seatstay	FORM™ Alloy
Drive System	Dyname 4.0 Mountain Bike Drive 250w Nominal Power 108Nm Rocky Mountain Micro Remote Low RPM - High Efficiency class 1 eMTB System Designed in Canada
Battery	720 Wh Removable Integrated Li-Ion 100% Charged in 3:55 (4A) / 7:35 (2A) 80% Charged in 2:55 (4A) / 6:05 (2A)
Display	Rocky Mountain Jumbotron Drive System Customization Battery & Assist Level Trip Speed Cadence Top Tube Integration
E-Bike Charger	Rocky Mountain Powerplay Charger 2A 48V Higo Deep Socket Connector Overtimepack Compatible (Dyname 4)
Fork	RockShox Domain RC 170mm 44mm Offset
R / Shock	Marzocchi Bomber CR Sealed Bearing Eyelet 25x8mm F Hardware All Sizes = 230x62.5mm Size-Specific tune in FAQ
F / Brake	Shimano MT4120 4 Piston Metal Pads
R / Brake	Shimano MT4120 4 Piston Metal Pads
F / Rotor	Shimano RT64 203mm
R / Rotor	Shimano RT64 203mm
R / Shifter	Shimano Deore 11spd
R / Derailleur	Shimano Deore 11spd
Crankset	Race Face Ride Cinch 34T 24mm Spindle Crank Length: SM - MD = 165mm LG - XL = 170mm
Bottom Bracket	FSA BB89.5 24mm
Cassette	Shimano Deore 11-51T 11spd
Chain	KMC X11-1
F / Hub	Shimano MT410 15mm Boost
R / Hub	Shimano MT400 Boost 148mm
Spokes	2.0 Stainless
F / Rim	WTB ST i30 TCS 2.0 Tubeless 32H
R / Rim	WTB ST i30 TCS 2.0 Tubeless 32H
F / Rim Tape	Tubeless Ready - Tape / Valves Incl
R / Rim Tape	Tubeless Ready - Tape / Valves Incl
F / Tire	Maxxis Minion DHF 2.5 WT EXO Tubeless Ready
R / Tire	Maxxis Minion DHR II 2.4 WT EXO Tubeless Ready
Headset	FSA Orbit NO.57E Sealed 36°x45° Bearings 30.2mm x 41mm x 7.1mm Upper 40mm x 51.8mm x 7.5mm Lower 1.5" Crown Race
Stem	Rocky Mountain 31.8 AM 5° Rise All Sizes = 40mm
Handlebar	Rocky Mountain AM 780mm Width 25mm Rise 9° Backsweep 5° Upsweep 31.8 Clamp
Grips / Tape	Rocky Mountain Lock On Light
Seatpost	Rocky Mountain Toonie Drop Composite 30.9mm SM = 125mm MD = 150mm LG - XL = 170mm
Saddle	WTB Volt 142

Instinct Powerplay

DESIGNED FOR

Trail

FRONT TRAVEL

150 mm

REAR TRAVEL

140 mm

WHEEL SIZE

SM - XL: 29"

Total trail versatility meets high power.

If you're looking to venture into the alpine or explore a new zone, the Instinct Powerplay will inspire you to go farther and seek out new adventures. Where as the 160mm Altitude Powerplay is built for aggressive riding, the 140mm Instinct Powerplay is built for exploration. Versatile geometry, dialed kinematics, and powered by our Dymate 4.0 drive system, you'll be riding bigger days than ever before.

Instinct Powerplay Carbon

Gloss Beyond the Seas / Matte UD Carbon / Gloss Black Dog

—
Wade Simmons' custom build



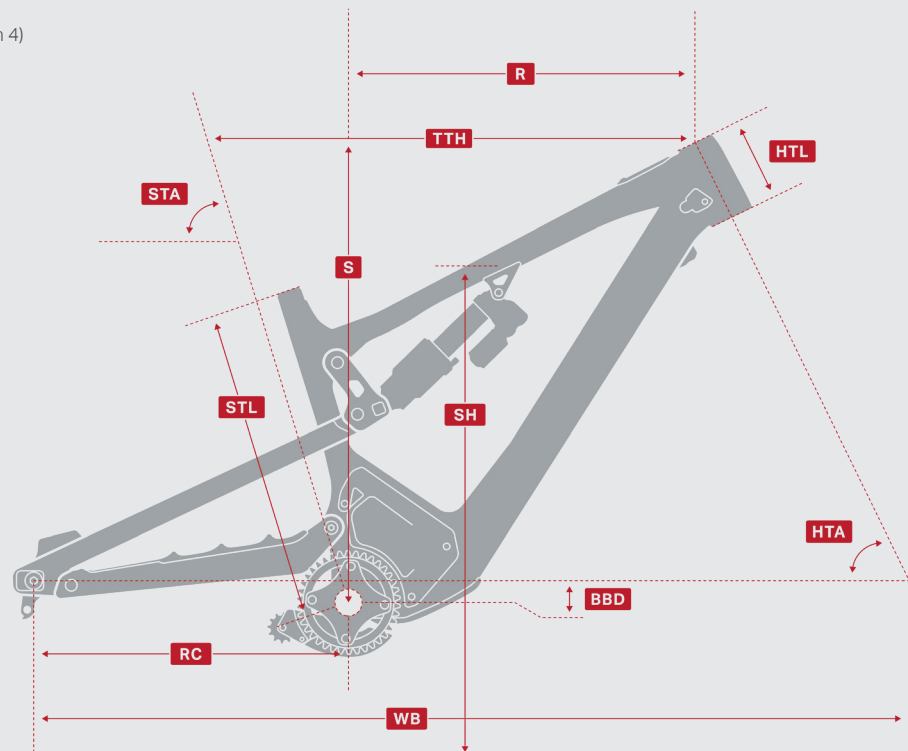
INSTINCT POWERPLAY CARBON & ALLOY

GEOMETRY

Geometry shown for Slack (position 1), Neutral (position 3), and Steep (position 4) RIDE-4 positions.

TTH	Top Tube Horizontal (mm)
HTA	Head Tube Angle (deg)
HTL	Head Tube Length (mm)
STA	Seat Tube Angle (deg)
STL	Seat Tube Length (mm)
RC	Rear Centre (mm)
BBD	Bottom Bracket Drop (mm)
R	Reach (mm)
S	Stack (mm)
SH	Standover Height (mm) *
WB	Wheelbase (mm)

* We measure Standover Height 200mm forward from the centre of the bottom bracket.



	SM			MD			LG			XL		
	Slack	Neut.	Steep	Slack	Neut.	Steep	Slack	Neut.	Steep	Slack	Neut.	Steep
TTH	585	584	583	610	609	608	638	636	636	671	670	669
HTA	64.2°	64.7°	65.0°	64.2°	64.7°	65.0°	64.2°	64.7°	65.0°	64.2°	64.7°	65.0°
HTL	100	100	100	100	100	100	110	110	110	125	125	125
STA	76.2°	76.7°	77.0°	76.2°	76.7°	77.0°	76.2°	76.7°	77.0°	76.2°	76.7°	77.0°
STL	380	380	380	420	420	420	445	445	445	480	480	480
RC	439	437	436	439	437	436	439	437	436	439	437	436
BBD	42	36	32	42	36	32	42	36	32	42	36	32
R	432	438	441	457	463	466	482	488	491	512	518	520
S	624	620	618	624	620	618	632	628	626	646	642	639
SH	819	822	823	818	821	823	817	820	823	818	821	823
WB	1201	1200	1199	1226	1225	1224	1256	1254	1253	1292	1291	1290

INSTINCT POWERPLAY COLOURWAYS

Carbon 90 / 70 Alloy 70 / 50 / 30

COLOUR 1*Instinct Powerplay Carbon 90 shown*SATELLITE
GLOSSCHERRY BOMB
GLOSSEYE OF TIGER
GLOSS

Carbon 70 Alloy 70 / 50

COLOUR 2*Instinct Powerplay Carbon 70 shown*BEYOND THE SEA
GLOSSUD CARBON
MATTEBLACK DOG
GLOSS

Image for colour and graphic reference only. Please refer to specification table.

Instinct Powerplay Carbon 90

WHEEL SIZE

SM - XL: 29"

MODEL HIGHLIGHTS

- All new design, the next generation of Powerplay
- Full Hi Mod carbon frame, shared across all models
- All new Dyname 4.0 electric MTB motor
- Integrated display, allows system customization and trouble shooting
- Super high torque drive output: 108Nm!
- Removable high capacity 720 Wh battery
- Fast charging: 100% Charged in 3:55 (4A), 7:35 (2A) | 80% Charged in 2:55 (4A), 6:05 (2A)

IMPROVEMENTS OVER PREVIOUS MODEL

- Fox Factory 36 GRIP2 Fork
- Fox Factory Float X Shock
- Fox Factory Transfer Dropper Post
- Race Face Next R Carbon Crankset
- Race Face Next R Carbon Rims

COLOUR 1



SATELLITE
GLOSS

CHERRY BOMB
GLOSS

EYE OF TIGER
GLOSS

Image for colour and graphic reference only. Please refer to specification table. Specifications are subject to change without notice. Regional availability may vary.

Frame	SMOOTHWALL™ Carbon. Integrated Display. Mid-High Pivot Smoothlink Suspension System. Press Fit BB. RIDE-4™ Adjustable Geometry + Suspension Rate. 140mm Travel.
Chainstay	SMOOTHWALL™ Carbon
Seatstay	SMOOTHWALL™ Carbon
Drive System	Dyname 4.0 Mountain Bike Drive 250w Nominal Power 108Nm Rocky Mountain Micro Remote Low RPM - High Efficiency class 1 eMTB System Designed in Canada
Battery	720 Wh Removable Integrated Li-Ion 100% Charged in 3:55 (4A) / 7:35 (2A) 80% Charged in 2:55 (4A) / 6:05 (2A)
Display	Rocky Mountain Jumbotron Drive System Customization Battery & Assist Level Trip Speed Cadence Top Tube Integration
E-Bike Charger	Rocky Mountain Powerplay FAST Charger 4A 48V Higo Deep Socket Connector Overtimepack Compatible (Dyname 4)
Fork	Fox 36 Float EVOL GRIP2 Factory Series 150mm 44mm Offset
R / Shock	Fox Float X Factory Sealed Bearing Eyelet 25x8mm F Hardware All Sizes = 210x55mm Size-Specific tune in FAQ
F / Brake	Shimano XTR Trail 4 Piston IceTec Metal Pads
R / Brake	Shimano XTR Trail 4 Piston IceTec Metal Pads
F / Rotor	Shimano RT86 203mm
R / Rotor	Shimano RT86 203mm
R / Shifter	Shimano XTR
R / Derailleur	Shimano XTR
Crankset	Race Face Next R Cinch 34T 30mm Spindle Crank Length = 170mm
Bottom Bracket	Race Face BB89.5 30mm
Cassette	Shimano XTR 12s 10-51T
Chain	Shimano M8100
F / Hub	Rocky Mountain Sealed Boost 15mm
R / Hub	DT Swiss Hybrid 350 Boost 148mm 24T Star-Ratchet
Spokes	F : DT Swiss Champion 2.0 R : DT Swiss Alpine 2.3/2.0
F / Rim	Race Face ARC Carbon 31 32H
R / Rim	Race Face ARC Carbon 31 32H
F / Rim Tape	Tubeless Ready - Tape / Valves Incl
R / Rim Tape	Tubeless Ready - Tape / Valves Incl
F / Tire	Maxxis Minion DHF 2.5 WT 3C MaxxTerra EXO+ Tubeless Ready
R / Tire	Maxxis Minion DHR II 2.4 WT 3C MaxxTerra EXO+ Tubeless Ready
Headset	FSA Orbit NO.57E Sealed Stainless 36°x45° Bearings 30.2mm x 41mm x 7.1mm Upper 40mm x 51.8mm x 7.5mm Lower 1.5° Crown Race
Stem	Rocky Mountain 35 CNC 0° Rise All Sizes = 40mm
Handlebar	Race Face Next R 780mm Width 20mm Rise 8° Backsweep 4° Upsweep 35mm Clamp
Grips / Tape	ODI Elite Pro Lock On
Seatpost	Fox Transfer Factory Series 30.9mm SM = 125mm MD = 150mm LG = 175mm XL = 200mm
Saddle	WTB Volt Race 142

Instinct Powerplay Carbon 70

WHEEL SIZE

SM - XL: 29"

MODEL HIGHLIGHTS

- All new design, the next generation of Powerplay
- Full Hi Mod carbon frame, shared across all models
- All new Dyname 4.0 electric MTB motor
- Integrated display, allows system customization and trouble shooting
- Super high torque drive output: 108Nm!
- Removable high capacity 720 Wh battery
- Fast charging: 100% Charged in 3:55 (4A), 7:35 (2A) | 80% Charged in 2:55 (4A), 6:05 (2A)

IMPROVEMENTS OVER PREVIOUS MODEL

- Fox Float X Shock

COLOUR 1



SATELLITE
GLOSS

CHERRY BOMB
GLOSS

EYE OF TIGER
GLOSS

COLOUR 2



BEYOND THE SEA
GLOSS

UD CARBON
MATTE

BLACK DOG
GLOSS

Image for colour and graphic reference only. Please refer to specification table. Specifications are subject to change without notice. Regional availability may vary.

Frame	SMOOTHWALL™ Carbon. Integrated Display. Mid-High Pivot Smoothlink Suspension System. Press Fit BB. RIDE-4™ Adjustable Geometry + Suspension Rate. 140mm Travel.
Chainstay	SMOOTHWALL™ Carbon
Seatstay	SMOOTHWALL™ Carbon
Drive System	Dyname 4.0 Mountain Bike Drive 250w Nominal Power 108Nm Rocky Mountain Micro Remote Low RPM - High Efficiency class 1 eMTB System Designed in Canada
Battery	720 Wh Removable Integrated Li-Ion 100% Charged in 3:55 (4A) / 7:35 (2A) 80% Charged in 2:55 (4A) / 6:05 (2A)
Display	Rocky Mountain Jumbotron Drive System Customization Battery & Assist Level Trip Speed Cadence Top Tube Integration
E-Bike Charger	Rocky Mountain Powerplay FAST Charger 4A 48V Higo Deep Socket Connector Overtimepack Compatible (Dyname 4)
Fork	Fox 36 E-MTB Float EVOL GRIP Performance 150mm 44mm Offset
R / Shock	Fox Float X Performance Sealed Bearing Eyelet 25x8mm F Hardware All Sizes = 210x55mm Size-Specific tune in FAQ
F / Brake	Shimano XT Trail 4 Piston Metal Pads
R / Brake	Shimano XT Trail 4 Piston Metal Pads
F / Rotor	Shimano RT66 203mm
R / Rotor	Shimano RT66 203mm
R / Shifter	Shimano XT
R / Derailleur	Shimano XT
Crankset	Race Face Aeffect Cinch 34T 24mm Spindle Crank Length: SM - MD = 165mm LG - XL = 170mm
Bottom Bracket	FSA BB89.5 24mm
Cassette	Shimano XT 10-51T
Chain	Shimano M8100
F / Hub	Rocky Mountain Sealed Boost 15mm
R / Hub	DT Swiss Hybrid 370 Boost 148mm 24T Star-Ratchet
Spokes	F : DT Swiss Champion 2.0 R : DT Swiss Alpine 2.3/2.0
F / Rim	Race Face AR 30 32H
R / Rim	Race Face AR 30 32H
F / Rim Tape	Tubeless Ready - Tape / Valves Incl
R / Rim Tape	Tubeless Ready - Tape / Valves Incl
F / Tire	Maxxis Minion DHF 2.5 WT 3C MaxxTerra EXO+ Tubeless Ready
R / Tire	Maxxis Minion DHR II 2.4 WT 3C MaxxTerra EXO+ Tubeless Ready
Headset	FSA Orbit NO.57E Sealed Stainless 36°x45° Bearings 30.2mm x 41mm x 7.1mm Upper 40mm x 51.8mm x 7.5mm Lower 1.5" Crown Race
Stem	Rocky Mountain 35 AM 5° Rise All Sizes = 40mm
Handlebar	Rocky Mountain AM 780mm Width 25mm Rise 9° Backsweep 5° Upsweep 35 Clamp
Grips / Tape	ODI Elite Pro Lock On
Seatpost	Race Face Turbine R (by Fox) Dropper 30.9mm SM = 125mm MD = 150mm LG = 175mm XL = 200mm
Saddle	WTB Volt Race 142

Instinct Powerplay Alloy 70

WHEEL SIZE

SM - XL: 29"

MODEL HIGHLIGHTS

- All new design, the next generation of Powerplay
- Full Hi Mod carbon frame, shared across all models
- All new Dyname 4.0 electric MTB motor
- Integrated display, allows system customization and trouble shooting
- Super high torque drive output: 108Nm!
- Removable high capacity 720 Wh battery
- Fast charging: 100% Charged in 3:55 (4A), 7:35 (2A) | 80% Charged in 2:55 (4A), 6:05 (2A)

IMPROVEMENTS OVER PREVIOUS MODEL

- All new model

COLOUR 1



SATELLITE
GLOSS

CHERRY BOMB
GLOSS

EYE OF TIGER
GLOSS

COLOUR 2



BEYOND THE SEA
GLOSS

UD CARBON
MATTE

BLACK DOG
GLOSS

Image for colour and graphic reference only. Please refer to specification table. Specifications are subject to change without notice. Regional availability may vary.

Frame	FORM™ Alloy. Integrated Display. Mid-High Pivot Smoothlink Suspension System. Press Fit BB. 2-Bolt ISCG05 Tabs. RIDE-4™ Adjustable Geometry + Suspension Rate. 140mm Travel.
Chainstay	FORM™ Alloy
Seatstay	FORM™ Alloy
Drive System	Dyname 4.0 Mountain Bike Drive 250w Nominal Power 108Nm Rocky Mountain Micro Remote Low RPM - High Efficiency class 1 eMTB System Designed in Canada
Battery	720 Wh Removable Integrated Li-Ion 100% Charged in 3:55 (4A) / 7:35 (2A) 80% Charged in 2:55 (4A) / 6:05 (2A)
Display	Rocky Mountain Jumbotron Drive System Customization Battery & Assist Level Trip Speed Cadence Top Tube Integration
E-Bike Charger	Rocky Mountain Powerplay FAST Charger 4A 48V Higo Deep Socket Connector Overtimepack Compatible (Dyname 4)
Fork	RockShox Pike Select RC 150mm 42mm Offset
R / Shock	RockShox Deluxe Select+ Sealed Bearing Eyelet 25x8mm F Hardware All Sizes = 210x55mm Size-Specific tune in FAQ
F / Brake	Shimano XT Trail 4 Piston Metal Pads
R / Brake	Shimano XT Trail 4 Piston Metal Pads
F / Rotor	Shimano RT66 203mm
R / Rotor	Shimano RT66 203mm
R / Shifter	Shimano XT
R / Derailleur	Shimano XT
Crankset	Race Face Aeffect Cinch 34T 24mm Spindle Crank Length: SM - MD = 165mm LG - XL = 170mm
Bottom Bracket	FSA BB89.5 24mm
Cassette	Shimano SLX 10-51T
Chain	Shimano M7100
F / Hub	Rocky Mountain Sealed Boost 15mm
R / Hub	DT Swiss Hybrid 370 Boost 148mm 24T Star-Ratchet
Spokes	F : DT Swiss Champion 2.0 R : DT Swiss Alpine 2.3/2.0
F / Rim	WTB ST i30 TCS 2.0 Tubeless 32H
R / Rim	WTB ST i30 TCS 2.0 Tubeless 32H
F / Rim Tape	Tubeless Ready - Tape / Valves Incl
R / Rim Tape	Tubeless Ready - Tape / Valves Incl
F / Tire	Maxxis Minion DHF 2.5 WT 3C MaxxTerra EXO+ Tubeless Ready
R / Tire	Maxxis Minion DHR II 2.4 WT 3C MaxxTerra EXO+ Tubeless Ready
Headset	FSA Orbit NO.57E Sealed 36°x45° Bearings 30.2mm x 41mm x 7.1mm Upper 40mm x 51.8mm x 7.5mm Lower 1.5" Crown Race
Stem	Rocky Mountain 35 AM 5° Rise All Sizes = 40mm
Handlebar	Rocky Mountain AM 780mm Width 25mm Rise 9° Backsweep 5° Upsweep 35 Clamp
Grips / Tape	ODI Elite Pro Lock On
Seatpost	Race Face Aeffect R Dropper 30.9mm Shimano MT500 Remote SM = 125mm MD = 150mm LG - XL = 175mm
Saddle	WTB Volt Race 142

Instinct Powerplay Alloy 50

WHEEL SIZE

SM - XL: 29"

MODEL HIGHLIGHTS

- All new design, the next generation of Powerplay
- Full Hi Mod carbon frame, shared across all models
- All new Dyname 4.0 electric MTB motor
- Integrated display, allows system customization and trouble shooting
- Super high torque drive output: 108Nm!
- Removable high capacity 720 Wh battery
- Fast charging: 100% Charged in 3:55 (4A), 7:35 (2A) | 80% Charged in 2:55 (4A), 6:05 (2A)

IMPROVEMENTS OVER PREVIOUS MODEL

- All new model

COLOUR 1



SATELLITE
GLOSS

CHERRY BOMB
GLOSS

EYE OF TIGER
GLOSS

COLOUR 2



BEYOND THE SEA
GLOSS

UD CARBON
MATTE

BLACK DOG
GLOSS

Image for colour and graphic reference only. Please refer to specification table. Specifications are subject to change without notice. Regional availability may vary.

Frame	FORM™ Alloy. Integrated Display. Mid-High Pivot Smoothlink Suspension System. Press Fit BB. 2-Bolt ISCG05 Tabs. RIDE-4™ Adjustable Geometry + Suspension Rate. 140mm Travel.
Chainstay	FORM™ Alloy
Seatstay	FORM™ Alloy
Drive System	Dyname 4.0 Mountain Bike Drive 250w Nominal Power 108Nm Rocky Mountain Micro Remote Low RPM - High Efficiency class 1 eMTB System Designed in Canada
Battery	720 Wh Removable Integrated Li-Ion 100% Charged in 3:55 (4A) / 7:35 (2A) 80% Charged in 2:55 (4A) / 6:05 (2A)
Display	Rocky Mountain Jumbotron Drive System Customization Battery & Assist Level Trip Speed Cadence Top Tube Integration
E-Bike Charger	Rocky Mountain Powerplay FAST Charger 4A 48V Higo Deep Socket Connector Overtimepack Compatible (Dyname 4)
Fork	RockShox Revelation Select RC 150mm 42mm Offset
R / Shock	RockShox Deluxe Select+ Sealed Bearing Eyelet 25x8mm F Hardware All Sizes = 210x55mm Size-Specific tune in FAQ
F / Brake	Shimano MT6120 4 Piston Metal Pads
R / Brake	Shimano MT6120 4 Piston Metal Pads
F / Rotor	Shimano RT64 203mm
R / Rotor	Shimano RT64 203mm
R / Shifter	Shimano SLX
R / Derailleur	Shimano SLX
Crankset	Race Face Ride Cinch 34T 24mm Spindle Crank Length: SM - MD = 165mm LG - XL = 170mm
Bottom Bracket	FSA BB89.5 24mm
Cassette	Shimano SLX 10-51T
Chain	Shimano M6100
F / Hub	Shimano MT410 15mm Boost
R / Hub	Shimano MT410 Boost 148mm
Spokes	F : DT Swiss Champion 2.0 R : DT Swiss Alpine 2.3/2.0
F / Rim	WTB ST i30 TCS 2.0 Tubeless 32H
R / Rim	WTB ST i30 TCS 2.0 Tubeless 32H
F / Rim Tape	Tubeless Ready - Tape / Valves Incl
R / Rim Tape	Tubeless Ready - Tape / Valves Incl
F / Tire	Maxxis Minion DHF 2.5 WT EXO Tubeless Ready
R / Tire	Maxxis Minion DHR II 2.4 WT EXO Tubeless Ready
Headset	FSA Orbit NO.57E Sealed 36°x45° Bearings 30.2mm x 41mm x 7.1mm Upper 40mm x 51.8mm x 7.5mm Lower 1.5" Crown Race
Stem	Rocky Mountain 31.8 AM 5° Rise All Sizes = 40mm
Handlebar	Rocky Mountain AM 780mm Width 25mm Rise 9° Backsweep 5° Upsweep 31.8 Clamp
Grips / Tape	ODI Elite Pro Lock On
Seatpost	Race Face Aeffect R Dropper 30.9mm Shimano MT500 Remote SM = 125mm MD = 150mm LG - XL = 175mm
Saddle	WTB Volt Race 142

Instinct Powerplay Alloy 30

WHEEL SIZE

SM - XL: 29"

MODEL HIGHLIGHTS

- All new design, the next generation of Powerplay
- Full Hi Mod carbon frame, shared across all models
- All new Dyname 4.0 electric MTB motor
- Integrated display, allows system customization and trouble shooting
- Super high torque drive output: 108Nm!
- Removable high capacity 720 Wh battery
- Fast charging: 100% Charged in 3:55 (4A), 7:35 (2A) | 80% Charged in 2:55 (4A), 6:05 (2A)

IMPROVEMENTS OVER PREVIOUS MODEL

- All new model

COLOUR 1



SATELLITE
GLOSS

CHERRY BOMB
GLOSS

EYE OF TIGER
GLOSS

Image for colour and graphic reference only. Please refer to specification table. Specifications are subject to change without notice. Regional availability may vary.

Frame	FORM™ Alloy. Integrated Display. Mid-High Pivot Smoothlink Suspension System. Press Fit BB. 2-Bolt ISCG05 Tabs. RIDE-4™ Adjustable Geometry + Suspension Rate. 140mm Travel.
Chainstay	FORM™ Alloy
Seatstay	FORM™ Alloy
Drive System	Dyname 4.0 Mountain Bike Drive 250w Nominal Power 108Nm Rocky Mountain Micro Remote Low RPM - High Efficiency class 1 eMTB System Designed in Canada
Battery	720 Wh Removable Integrated Li-Ion 100% Charged in 3:55 (4A) / 7:35 (2A) 80% Charged in 2:55 (4A) / 6:05 (2A)
Display	Rocky Mountain Jumbotron Drive System Customization Battery & Assist Level Trip Speed Cadence Top Tube Integration
E-Bike Charger	Rocky Mountain Powerplay Charger 2A 48V Higo Deep Socket Connector Overtimepack Compatible (Dyname 4)
Fork	RockShox 35 Gold RL 150mm 44mm Offset
R / Shock	RockShox Deluxe Select R Sealed Bearing Eyelet 25x8mm F Hardware All Sizes = 210x55mm Size-Specific tune in FAQ
F / Brake	Shimano MT4120 4 Piston Resin Pads
R / Brake	Shimano MT4120 4 Piston Resin Pads
F / Rotor	Shimano RT30 203mm
R / Rotor	Shimano RT30 203mm
R / Shifter	Shimano Deore 11spd
R / Derailleur	Shimano Deore 11spd
Crankset	Race Face Ride Cinch 34T 24mm Spindle Crank Length: SM - MD = 165mm LG - XL = 170mm
Bottom Bracket	FSA BB89.5 24mm
Cassette	Shimano Deore 11-51T 11spd
Chain	KMC X11-1
F / Hub	Shimano MT410 15mm Boost
R / Hub	Shimano MT400 Boost 148mm
Spokes	2.0 Stainless
F / Rim	WTB ST i30 TCS 2.0 Tubeless 32H
R / Rim	WTB ST i30 TCS 2.0 Tubeless 32H
F / Rim Tape	Tubeless Ready - Tape / Valves Incl
R / Rim Tape	Tubeless Ready - Tape / Valves Incl
F / Tire	Maxxis Minion DHF 2.5 WT EXO Tubeless Ready
R / Tire	Maxxis Minion DHR II 2.4 WT EXO Tubeless Ready
Headset	FSA Orbit NO.57E Sealed 36°x45° Bearings 30.2mm x 41mm x 7.1mm Upper 40mm x 51.8mm x 7.5mm Lower 1.5° Crown Race
Stem	Rocky Mountain 31.8 AM 5° Rise All Sizes = 40mm
Handlebar	Rocky Mountain AM 780mm Width 25mm Rise 9° Backsweep 5° Upsweep 31.8 Clamp
Grips / Tape	Rocky Mountain Lock On Light
Seatpost	Rocky Mountain Toonie Drop Composite 30.9mm SM = 125mm MD = 150mm LG - XL = 170mm
Saddle	WTB Volt 142

FOR MORE INFORMATION

BIKES.COM/POWERPLAY

Rider:

Wade Simmons

Photo:

Margus Riga

Location:

Elfin Lakes, British Columbia





LOVE THE RIDE

Development Centre

1225 East Keith Road, Unit #10
North Vancouver, BC Canada, V7J 1J3
T. 604-980-9938 F. 604-980-9975

Head Office

9095, 25th Avenue,
Saint-Georges, QC Canada G6A 1A1
T. 1-800-663-2512 F. 1-800-570-8356

*Rocky Mountain, its logo and other trade names are used by Rocky Mountain.
Some technologies on Rocky Mountain products are patented or patent pending.*

©2022 Rocky Mountain