

**FAST IS FUN**

**Rider:** Rémi Gauvin  
**Photo:** Margus Riga  
**Location:** North Vancouver, BC

# ALTITUDE



DESIGNED FOR  
**Enduro**

FRONT TRAVEL  
**170 MM**

REAR TRAVEL  
**160 MM**

WHEEL SIZE  
**SM - MD: 27.5"**  
**MD - XL: 29"**

**The Altitude will be our key platform for enduro racing and aggressive trail riding. Ridden by the Rocky Mountain Race Face Enduro team, this bike is fast. Already race proven, the re-designed Altitude is now more capable than ever.**

The goal with the redesign was to create a bike that would be competitive on today's racetracks while still being a ton of fun for those getting out on weekends. We might not all smash racetracks and stand on podiums like Jesse Melamed, but we can all relate to the feeling of committing to ride a little faster or hitting that feature you usually skip over. The Altitude has everything that you need to take your riding to the next level.

**Altitude Carbon 90 Rally Edition (29")**

Gloss Grapevine / Gloss Black Dog / Gloss Heartbreaker





**Rider:** Jess Melamed  
**Photo:** Margus Riga  
**Location:** North Vancouver, BC

"I started my EWS career on the Altitude, I won my first EWS on the Altitude, and now I'm ready to take this all-new version to the top step of the podium. The Altitude has always been the bike for me, and now that there's multiple wheel sizes offered, updated geometry, and a ton of attention to detail, I think it'll once again be a crowd favourite amongst riders everywhere. It's got everything you need to accomplish your riding goals, and for me that means race winning, lap smashing, all-around mountain bike fun!"

**– Jesse Melamed**

## A SIMPLER LINEUP

Over the last several seasons the Altitude and Instinct BC have reigned supreme in the enduro category. Designed for aggressive riding at the highest level, the Rocky Mountain Race Face Enduro team has favored the 29" wheeled Instinct BC in recent seasons. We're consolidating the Altitude and Instinct BC platform under one name, giving Altitude ownership of the enduro category.

Looking at the needs of shorter riders vs. taller riders, we've introduced a wheelsize split with our medium Altitude frame. Our size small frame is offered with 27.5" wheels and an adjusted frame design to give riders a comfortable amount of standover height, while the size medium frame maintains the silhouette of the large and extra-large frames but is available in either 27.5" or 29" to accommodate proper fitment. For riders that are tall enough to ride large or extra-large frames, the Altitude is offered with a 29" wheel only.

2020 MODEL YEAR			2021 MODEL YEAR			
DESIGNED FOR <b>Enduro</b>	PLATFORM <b>Altitude</b>	WHEEL SIZE <b>27.5"</b>	TRAVEL <b>150 MM</b>	PLATFORM <b>Altitude</b>	SM - MD <b>27.5"</b>	TRAVEL <b>160 MM</b>
	PLATFORM <b>Instinct BC Ed.</b>	WHEEL SIZE <b>29"</b>	TRAVEL <b>155 MM</b>		MD - XL <b>29"</b>	

**Rider:**  
Rémi Gauvin

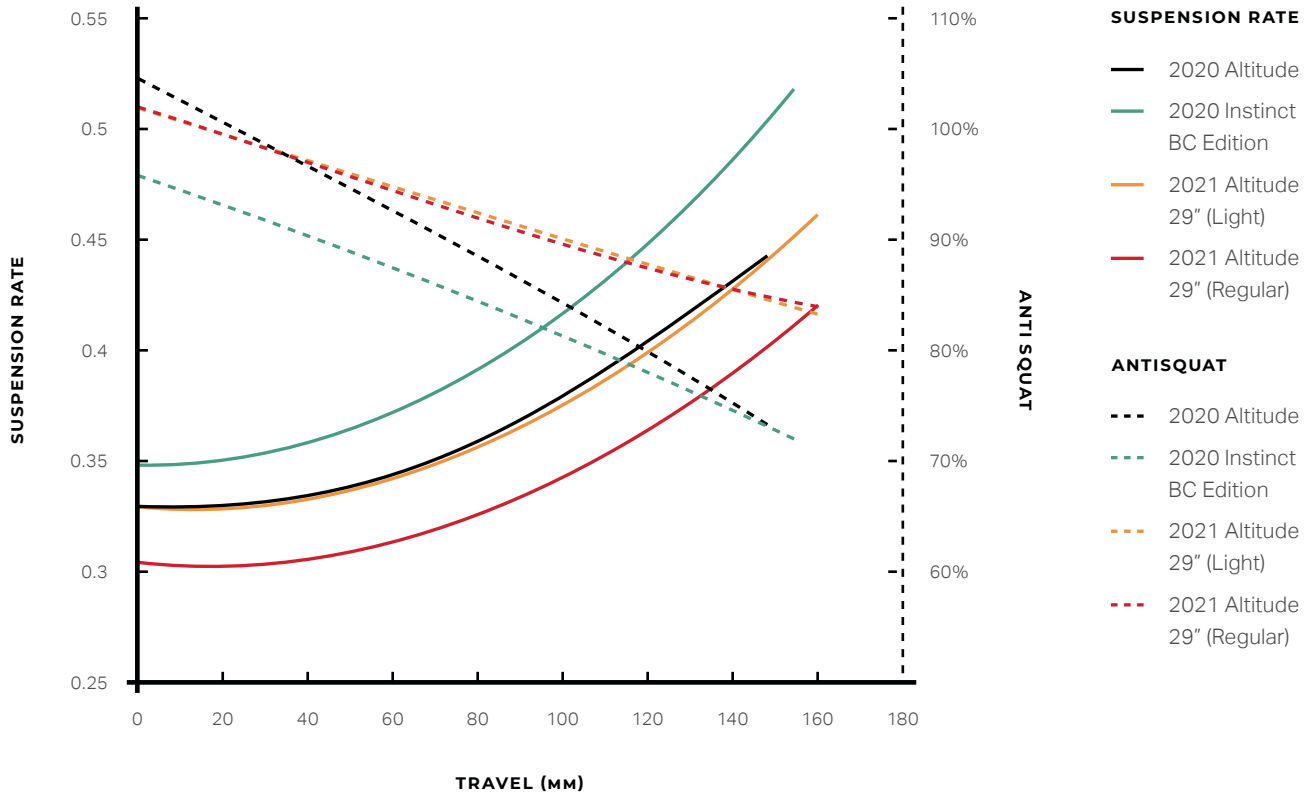
**Photo:**  
Margus Riga

**Location:**  
North Vancouver, BC



## THE EVOLUTION OF SIZE SPECIFIC TUNE

With a suspension curve that provides a supple beginning-stroke, supportive mid-stroke, and progressive end-stroke, our engineers designed these bikes for hard riding on technical trails. Our product team goes above and beyond by creating custom shock tunes for every frame size to ensure riders of all heights experience how we intended the Altitude to feel.



### Size does matter

Our size small frame is visibly different from size medium through extra large as we've introduced a unique shock size and kinematic to ensure the desired ride quality. No matter what size of rider you are, our bikes are designed to perform at their best.

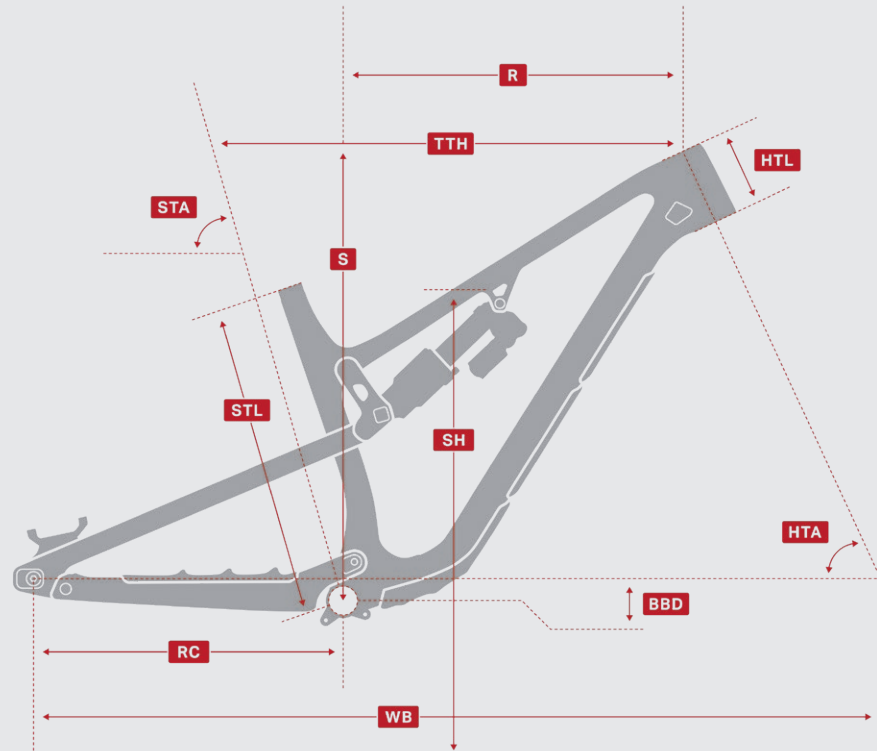
# ALTITUDE CARBON & ALLOY

## GEOMETRY

Geometry shown for Slack, Neutral, and Steep RIDE-9 positions.

- TTH** Top Tube Horizontal (mm)
- HTA** Head Tube Angle (deg)
- HTL** Head Tube Length (mm)
- STA** Seat Tube Angle (deg)
- STL** Seat Tube Length (mm)
- RC** Rear Centre (mm)
- BBD** Bottom Bracket Drop (mm)
- R** Reach (mm)
- S** Stack (mm)
- SH** Standover Height (mm) \*
- WB** Wheelbase (mm)

\* We measure Standover Height 200mm forward from the centre of the bottom bracket.



	27.5"						29"								
	SM			MD			MD			LG			XL		
	Slack	Neut.	Steep	Slack	Neut.	Steep	Slack	Neut.	Steep	Slack	Neut.	Steep	Slack	Neut.	Steep
<b>TTH</b>	580	579	577	607	603	605	611	610	608	640	638	637	673	671	670
<b>HTA</b>	64.4°	65°	65.5°	64.4°	65°	65.5°	64.4°	65°	65.5°	64.4°	65°	65.5°	64.4°	65°	65.5°
<b>HTL</b>	100	100	100	110	110	110	95	95	95	110	110	110	125	125	125
<b>STA</b>	75.4°	76°	76.5°	75.4°	76°	76.5°	75.4°	76°	76.5°	75.4°	76°	76.5°	75.4°	76°	76.5°
<b>STL</b>	380	380	380	420	420	420	420	420	420	445	445	445	480	480	480
<b>RC</b>	428/ 439	427/ 438	425/ 436	428/ 439	427/ 438	426/ 437	438/ 449	437/ 448	436/ 447	438/ 449	437/ 448	436/ 447	438/ 449	437/ 448	436/ 447
<b>BBD</b>	20	12	4	19	12	5	34	27	19	34	27	19	34	27	19
<b>R</b>	423	430	437	449	455	461	449	455	461	474	480	486	504	510	516
<b>S</b>	601	596	591	610	606	601	624	620	616	638	634	629	652	647	643
<b>SH</b>	767	771	774	797	804	812	813	816	819	813	816	819	813	816	819
<b>WB</b>	1172	1171	1169	1201	1199	1198	1218	1217	1216	1249	1249	1248	1285	1285	1284

## FRAME FEATURES


**In pursuit of true versatility, the Altitude has been updated to include a variety of new frame features.**

We're always looking for ways to take our bikes to the next level, which leads our engineers to incorporate thoughtful ideas through flawless integration. Added benefits like the ability to control the balance between stability and playfulness, ease of maintenance, and frame durability are just the beginning for these bikes.



### 10mm chainstay adjustment

- Long = high speed stability
- Short = playfulness
- Dedicated Rocky Mountain 180mm brake mount supplies, no extra parts needed
- New Rocky Mountain hanger
- SRAM UDH compatible in Long mode



### RIDE-9 adjustment system

- The RIDE-9 adjustment system allows riders to quickly fine-tune their geometry and suspension with a pair of Allen keys. Nine configurations are possible thanks to two interlocking chips



### Internal guides (Carbon models) and large ports (Alloy models)

- Full guided internally for easy cable and hose management
- Moto style compatible
- Secured for a rattle-free setup



### Added protection, guards, and chainguide

- Downtube protection, noise canceling chainstay protection, "Canadian Shield" yoke protection, and downtube shuttle guard
- New Rocky Mountain "Canadarm" mount with OneUp Components V2 Top Guide



### Modular shock mount

- Allows for future suspension kinematic updates
- Only available on carbon models



### Updated tube profile

- Modern look with a focus on front triangle stiffness for steering precision



### Dual bearings at the chainstay and seatstay

- Increased stiffness and durability. Shielded bearings featured on all pivots including at the lower shock mount (compatible with aftermarket shocks as well)

## TECHNICAL DETAILS

### Altitude (29")

- 170mm, 44mm (FOX) or 42mm (RockShox) offset fork
- Max tire clearance is 29 x 2.6
- Max chainring size 34t
- Min chainring size 30t
- Sizes: M-XL
- Weight\*:
  - Frame & Fox X2 shock: 3.4 kg (7.49 lbs), size Large
  - Altitude Carbon 90 Rally Edition complete: 14.6 kg (32.3 lbs), size Medium
  - Altitude Carbon 70 complete: 14.5 kg (31.9 lbs), size Medium
  - Altitude Alloy 70 complete: 16.1 kg (35.4 lbs), size Medium

*\* Note:*

*Complete bikes and frameset weights include protector, chainguide, seat collar, and rear axle: 94.5 g (0.2 lbs)*

### Altitude (27.5")

- 170mm, 37mm offset fork
- Max tire clearance is 27.5 x 2.6
- Max chainring size 34t
- Min chainring size 30t
- Sizes: S-M
- Weight\*:
  - Frame & Fox X2 shock: 3.2 kg (7.05 lbs), size Medium
  - Altitude Carbon 90 Rally Edition complete: 14.3 kg (31.5 lbs), size Medium
  - Altitude Carbon 70 complete: 14.2 kg (31.3 lbs), size Medium
  - Altitude Alloy 70 complete: 15.9 kg (35.0 lbs), size Medium

*\* Note:*

*Complete bikes and frameset weights include protector, chainguide, seat collar, and rear axle: 94.5 g (0.2 lbs)*





## TECHNOLOGIES



### **RIDE-9™** ADJUSTMENT SYSTEM

The RIDE-9 adjustment system allows riders to quickly fine-tune their geometry and suspension with a pair of Allen keys. Nine configurations are possible thanks to two interlocking chips.



### **Smoothwall™ Carbon** FRAME MATERIAL

Smoothwall carbon uses one of the world's most sophisticated carbon processes to deliver industry leading stiffness-to-weight, ride quality, and durability. We eliminate excess resin and fibers by using rigid internal molds instead of traditional air bladders. We then utilize different types of carbon in specific frame areas to maximize stiffness and impact resistance while minimizing overall weight.



### **FORM™ Alloy** FRAME MATERIAL

FORM tubesets utilize premium materials to meet our strict requirements. Each FORM tube that we create is engineered for its specific purpose within the frame, ensuring optimized strength, weight, and ride quality.



### **Smoothlink™** SUSPENSION

Smoothlink suspension is efficient yet supple when you're on the pedals and across a wide range of gears. It features a controlled end-stroke and a rate-curve that feels more capable than the travel would suggest. This four-bar suspension design philosophy is centred on ride characteristics; each bike platform we develop balances variables like anti-squat, axle path, chain growth, rate curve, anti-rise, etc. to achieve the legendary Rocky Mountain ride feel.



### **Size Specific** TUNE

Size Specific Tune ensures that riders of all sizes get the right balance of small-bump compliance, mid-stroke support, and end-stroke progressiveness. Our design team does custom shock tunes based on real world field testing, and adjusts each tune for specific frame sizes.



**Rider:**  
Andreane Lanthier Nadeau

**Photo:**  
Margus Riga

**Location:**  
North Vancouver, BC

**ALTITUDE COLOURWAYS**

## Carbon 99 / 90 Rally Edition / 70 / 50

**COLOUR 1**

Altitude Carbon 90 Rally Edition (29") shown



GRAPEVINE  
GLOSS

BLACK DOG  
GLOSS

HEARTBREAKER  
GLOSS

## Carbon 90 Rally Edition / 70 Coil / 70 / 50

**COLOUR 2**

Altitude Carbon 90 Rally Edition (29") shown



BLACK DOG  
GLOSS

BLACK DOG  
MATTE

RUSTED FROM THE RAIN  
GLOSS

**ALTITUDE COLOURWAYS**

**Carbon Frameset**

COLOUR 1



GRAPEVINE  
GLOSS

BLACK DOG  
GLOSS

HEARTBREAKER  
GLOSS

**Rider:**  
Jesse Melamed

**Photo:**  
Margus Riga

**Location:**  
North Vancouver, BC



# Altitude Carbon 99

## WHEEL SIZE

SM - MD: 27.5"

| MD - XL: 29"

## MODEL HIGHLIGHTS

- All new frame, ground up design
- The platform of choice for the Rocky Mountain / Race Face Enduro Team
- Updated suspension, geometry & features
- Adjustable chainstay length to suit the rider
- Kinematics, fit & wheel size adjusted per size

## IMPROVEMENTS OVER PREVIOUS MODEL

- New model

## COLOUR 1



GRAPEVINE  
GLOSS

BLACK DOG  
GLOSS

HEARTBREAKER  
GLOSS

## Front Triangle

Smoothwall Carbon. Full Sealed Cartridge Bearings. Press Fit BB. Internal Cable Routing. 2-Bolt ISCG05 Tabs. RIDE-9 Adjustable Geometry. 2 Position Axle. 160mm Travel.

## Chainstay

Smoothwall Carbon

## Seatstay

Smoothwall Carbon

## Fork

RockShox Lyrik Ultimate RC2 170mm  
27.5 = 37mm Offset | 29 = 42mm Offset

## Rear Shock

RockShox Super Deluxe Ultimate | Sealed Bearing Eyelet | SM = 210 x 55mm | MD - LG - XL = 230 x 60mm

## F / Brake

Sram Code RSC 4 Piston

## R / Brake

Sram Code RSC 4 Piston

## F / Rotor

Sram Centerline 200mm

## R / Rotor

Sram Centerline 180mm

## R / Shifter

Sram Eagle AXS

## R / Derailleur

Sram X01 Eagle AXS Wireless

## Crankset

Sram X01 Carbon Eagle  
27.5 = 34T | 29 = 32T

## Chainguide

OneUp Top Guide

## Bottom Bracket

Sram BB92 DUB

## Cassette

Sram XG-1295 10-52T

## Chain

Sram XX1 Eagle

## F / Wheel

Race Face Next R Carbon

## R / Wheel

Race Face Next R Carbon

## F / Tire

Maxxis Assegai 2.5 WT 3C  
MaxxGrip EXO+ Tubeless Ready

## R / Tire

Maxxis Minion DHR II 2.4 WT 3C  
MaxxTerra EXO+ Tubeless Ready

## Headset

Cane Creek Hellbender 70

## Stem

Race Face Turbine R | 40mm

## Handlebar

Race Face Next R 780mm

## Grips / Tape

Ergon GE1 EVO Lock On

## Seatpost

Rock Shox Reverb AXS Wireless Post  
SM = 125mm | MD = 150mm | LG - XL = 170mm

## Saddle

WTB Volt Team 142 | Titanium Rails

## Accessories

AXS 2 Battery Powerpack

# Altitude Carbon 90 RALLY EDITION

## WHEEL SIZE

SM - MD: 27.5"

| MD - XL: 29"

## MODEL HIGHLIGHTS

- All new frame, ground up design
- The platform of choice for the Rocky Mountain / Race Face Enduro Team
- Team Replica Spec: ride ALN, Jesse & Remi's bike!
- Ready to race, out of the box
- Support the sponsors that support the racers

## IMPROVEMENTS OVER PREVIOUS MODEL

- New Fox 38: the biggest, baddest EWS winning fork
- Fox Float X2 shock for ultimate downhill performance
- 203mm rotors for stopping power
- XTR Crankset
- Race Face Turbine R wheels, team spec
- Ergon grips to reduce rider fatigue
- All new Race Face Turbine R dropper, user serviceable, lower stack & insertion

## COLOUR 1



GRAPEVINE  
GLOSS

BLACK DOG  
GLOSS

HEARTBREAKER  
GLOSS

## COLOUR 2



BLACK DOG  
GLOSS

BLACK DOG  
MATTE

RUSTED FROM THE RAIN  
GLOSS

## Front Triangle

Smoothwall Carbon. Full Sealed Cartridge Bearings. Press Fit BB. Internal Cable Routing. 2-Bolt ISCG05 Tabs. RIDE-9 Adjustable Geometry. 2 Position Axle. 160mm Travel.

## Chainstay

Smoothwall Carbon

## Seatstay

Smoothwall Carbon

## Fork

Fox 38 Float EVOL GRIP2 Factory Series 170mm 27.5 = 37mm Offset | 29 = 44mm Offset

## Rear Shock

Fox Float X2 Factory | Sealed Bearing Eyelet | SM = 210 x 55mm | MD - LG - XL = 230 x 60mm

## F / Brake

Shimano XTR Trail 4 Piston

## R / Brake

Shimano XTR Trail 4 Piston

## F / Rotor

Shimano RT86 203mm

## R / Rotor

Shimano RT86 203mm

## R / Shifter

Shimano XTR

## R / Derailleur

Shimano XTR

## Crankset

Shimano XTR 27.5 = 34T | 29 = 32T

## Chainguide

OneUp Top Guide + OneUp 2-Bolt ISCG Bash

## Bottom Bracket

Shimano SM-BB71

## Cassette

Shimano XTR 12s 10-51T

## Chain

Shimano XTR 12s

## F / Wheel

Race Face Turbine R

## R / Wheel

Race Face Turbine R

## F / Tire

Maxxis Minion DHF 2.5 WT 3C MaxxGrip DD Tubeless Ready

## R / Tire

Maxxis Minion DHR II 2.4 WT 3C MaxxGrip DD Tubeless Ready

## Headset

FSA Orbit NO.57E

## Stem

Race Face Turbine R | 40mm

## Handlebar

Race Face Next R 780mm

## Grips / Tape

Ergon GD1 EVO Lock On

## Seatpost

Race Face Turbine R (by Fox) Dropper 30.9mm SM = 125mm | MD = 150mm | LG - XL = 175mm

## Saddle

WTB Volt Race 142

# Altitude Carbon 70 COIL

## WHEEL SIZE

SM - MD: 27.5"

| MD - XL: 29"

## MODEL HIGHLIGHTS

- Fox DHX2 Factory coil shock
- All new frame, ground up design
- The platform of choice for the Rocky Mountain / Race Face Enduro Team
- Updated suspension, geometry & features
- Adjustable chainstay length to suit the rider
- Kinematics, fit & wheel size adjusted per size
- Special edition: coil sprung for smashing the trails

## IMPROVEMENTS OVER PREVIOUS MODEL

- New model

## COLOUR 2



BLACK DOG  
GLOSS

BLACK DOG  
MATTE

RUSTED FROM THE RAIN  
GLOSS

<b>Front Triangle</b>	Smoothwall Carbon. Full Sealed Cartridge Bearings. Press Fit BB. Internal Cable Routing. 2-Bolt ISCG05 Tabs. RIDE-9 Adjustable Geometry. 2 Position Axle. 160mm Travel.
<b>Chainstay</b>	Smoothwall Carbon
<b>Seatstay</b>	Smoothwall Carbon
<b>Fork</b>	Fox 36 Float EVOL GRIP2 Factory Series 170mm 27.5 = 37mm Offset   29 = 44mm Offset
<b>Rear Shock</b>	Fox DHX2 Factory   Sealed Bearing Eyelet   XS - SM = 210 x 55mm   MD - LG - XL = 230 x 60mm
<b>F / Brake</b>	Shimano XT Trail 4 Piston
<b>R / Brake</b>	Shimano XT Trail 4 Piston
<b>F / Rotor</b>	Shimano RT86 203mm
<b>R / Rotor</b>	Shimano RT86 180mm
<b>R / Shifter</b>	Shimano XT
<b>R / Derailleur</b>	Shimano XT
<b>Crankset</b>	Race Face Turbine Cinch 27.5 = 34T   29 = 32T
<b>Chainguide</b>	OneUp Top Guide
<b>Bottom Bracket</b>	Race Face BB92 30mm
<b>Cassette</b>	Shimano XT 10-51T
<b>Chain</b>	Shimano M8100
<b>F / Hub</b>	Rocky Mountain Sealed Boost 15mm
<b>R / Hub</b>	DT Swiss 350 Boost 148mm
<b>Spokes</b>	DT Swiss Competition 2.0/1.8/2.0
<b>F / Rim</b>	Race Face AR 30
<b>R / Rim</b>	Race Face AR 30
<b>F / Rim Tape</b>	Tubeless Ready - Tape / Valves Incl
<b>R / Rim Tape</b>	Tubeless Ready - Tape / Valves Incl
<b>F / Tire</b>	Maxxis Assegai 2.5 WT 3C MaxxGrip EXO+ Tubeless Ready
<b>R / Tire</b>	Maxxis Minion DHR II 2.4 WT 3C MaxxTerra EXO+ Tubeless Ready
<b>Headset</b>	FSA Orbit NO.57E
<b>Stem</b>	Rocky Mountain 35 AM   40mm
<b>Handlebar</b>	Race Face Turbine R 780mm
<b>Grips / Tape</b>	Ergon GE1 EVO Lock On
<b>Seatpost</b>	Race Face Turbine R (by Fox) Dropper 30.9mm XS - SM = 125mm   MD = 150mm   LG - XL = 175mm
<b>Saddle</b>	WTB Volt Race 142

Image for colour and graphic reference only. Please refer to specification table. Specifications are subject to change without notice. Regional availability may vary.

# Altitude Carbon 70

## WHEEL SIZE

SM - MD: 27.5"

| MD - XL: 29"

## MODEL HIGHLIGHTS

- All new frame, ground up design
- The platform of choice for the Rocky Mountain / Race Face Enduro Team
- Updated suspension, geometry & features
- Adjustable chainstay length to suit the rider
- Kinematics, fit & wheel size adjusted per size

## IMPROVEMENTS OVER PREVIOUS MODEL

- All new Fox 36 drops weight & adds air bleed ports
- Fox Float X2 shock for ultimate downhill performance
- Shimano XT crankset
- Maxxis EXO+ casing for increased durability
- Ergon grips to reduce rider fatigue
- All new Race Face Turbine R dropper, user serviceable, lower stack & insertion

## COLOUR 1



GRAPEVINE  
GLOSS

BLACK DOG  
GLOSS

HEARTBREAKER  
GLOSS

## COLOUR 2



BLACK DOG  
GLOSS

BLACK DOG  
MATTE

RUSTED FROM THE RAIN  
GLOSS

## Front Triangle

Smoothwall Carbon. Full Sealed Cartridge Bearings. Press Fit BB. Internal Cable Routing. 2-Bolt ISCG05 Tabs. RIDE-9 Adjustable Geometry. 2 Position Axle. 160mm Travel.

## Chainstay

Smoothwall Carbon

## Seatstay

Smoothwall Carbon

## Fork

Fox 36 Float EVOL GRIP2 Performance Elite Series 170mm | 27.5 = 37mm Offset | 29 = 44mm Offset

## Rear Shock

Fox Float X2 Performance | Sealed Bearing Eyelet | SM = 210 x 55mm | MD - LG - XL = 230 x 60mm

## F / Brake

Shimano XT Trail 4 Piston

## R / Brake

Shimano XT Trail 4 Piston

## F / Rotor

Shimano RT66 203mm

## R / Rotor

Shimano RT66 180mm

## R / Shifter

Shimano XT

## R / Derailleur

Shimano XT

## Crankset

Shimano XT | 27.5 = 34T | 29 = 32T

## Chainguide

OneUp Top Guide

## Bottom Bracket

Shimano SM-BB71

## Cassette

Shimano XT 10-51T

## Chain

Shimano M8100

## F / Hub

Rocky Mountain Sealed Boost 15mm

## R / Hub

DT Swiss 370 Boost 148mm

## Spokes

DT Swiss Competition 2.0/1.8/2.0

## F / Rim

Race Face AR 30

## R / Rim

Race Face AR 30

## F / Rim Tape

Tubeless Ready - Tape / Valves Incl

## R / Rim Tape

Tubeless Ready - Tape / Valves Incl

## F / Tire

Maxxis Assegai 2.5 WT 3C  
MaxxGrip EXO+ Tubeless Ready

## R / Tire

Maxxis Minion DHR II 2.4 WT 3C  
MaxxTerra EXO+ Tubeless Ready

## Headset

FSA Orbit NO.57E

## Stem

Rocky Mountain 35 AM | 40mm

## Handlebar

Race Face Turbine R 780mm

## Grips / Tape

Ergon GE1 EVO Lock On

## Seatpost

Race Face Turbine R (by Fox) Dropper 30.9mm  
SM = 125mm | MD = 150mm |  
LG - XL = 175mm

## Saddle

WTB Volt Race 142

# Altitude Carbon 50

## WHEEL SIZE

SM - MD: 27.5"

| MD - XL: 29"

## MODEL HIGHLIGHTS

- All new frame, ground up design
- The platform of choice for the Rocky Mountain / Race Face Enduro Team
- Updated suspension, geometry & features
- Adjustable chainstay length to suit the rider
- Kinematics, fit & wheel size adjusted per size

## IMPROVEMENTS OVER PREVIOUS MODEL

- Full Smoothwall Carbon frame
- All new Fox 36 drops weight & adds air bleed ports
- Float DPX2 reservoir shock manages heat under pressure
- Shimano XT 4 piston brakes
- Maxxis EXO+ casing for increased durability
- Ergon grips to reduce rider fatigue
- Race Face Aeffect R post with Shimano remote

## COLOUR 1



GRAPEVINE  
GLOSS

BLACK DOG  
GLOSS

HEARTBREAKER  
GLOSS

## COLOUR 2



BLACK DOG  
GLOSS

BLACK DOG  
MATTE

RUSTED FROM THE RAIN  
GLOSS

## Front Triangle

Smoothwall Carbon. Full Sealed Cartridge Bearings. Press Fit BB. Internal Cable Routing. 2-Bolt ISCG05 Tabs. RIDE-9 Adjustable Geometry. 2 Position Axle. 160mm Travel.

## Chainstay

Smoothwall Carbon

## Seatstay

Smoothwall Carbon

## Fork

Fox 36 Float EVOL GRIP Performance Series 170mm | 27.5 = 37mm Offset | 29 = 44mm Offset

## Rear Shock

Fox Float DPX2 Performance | Sealed Bearing Eyelet | SM = 210 x 55mm | MD - LG - XL = 230 x 60mm

## F / Brake

Shimano XT Trail 4 Piston

## R / Brake

Shimano XT Trail 4 Piston

## F / Rotor

Shimano RT66 203mm

## R / Rotor

Shimano RT66 180mm

## R / Shifter

Shimano SLX

## R / Derailleur

Shimano XT

## Crankset

Race Face Aeffect Cinch 27.5 = 34T | 29 = 32T

## Chainguide

OneUp Top Guide

## Bottom Bracket

Shimano SM-BBMT500

## Cassette

Shimano SLX 10-51T

## Chain

Shimano M7100

## F / Hub

Rocky Mountain Sealed Boost 15mm

## R / Hub

DT Swiss 370 Boost 148mm

## Spokes

DT Swiss Competition 2.0/1.8/2.0

## F / Rim

WTB ST Light i30 TCS 2.0 Tubeless

## R / Rim

WTB ST Light i30 TCS 2.0 Tubeless

## F / Rim Tape

Tubeless Ready - Tape / Valves Incl

## R / Rim Tape

Tubeless Ready - Tape / Valves Incl

## F / Tire

Maxxis Assegai 2.5 WT 3C  
MaxxGrip EXO+ Tubeless Ready

## R / Tire

Maxxis Minion DHR II 2.4 WT 3C  
MaxxTerra EXO+ Tubeless Ready

## Headset

FSA Orbit NO.57E

## Stem

Rocky Mountain 35 AM | 40mm

## Handlebar

Rocky Mountain AM 780mm

## Grips / Tape

Ergon GE1 EVO Lock On

## Seatpost

Race Face Aeffect R Dropper 30.9mm  
Shimano MT500 Remote | SM = 125mm | MD = 150mm | LG - XL = 175mm

## Saddle

WTB Volt Race 142



# Altitude Carbon FRAMESET

**WHEEL SIZE**  
 SM - MD: 27.5" | MD - XL: 29"

**MODEL HIGHLIGHTS**

- All new frame, ground up design
- The platform of choice for the Rocky Mountain / Race Face Enduro Team
- Updated suspension, geometry & features
- Adjustable chainstay length to suit the rider
- Kinematics, fit & wheel size adjusted per size

---

**IMPROVEMENTS OVER PREVIOUS MODEL**

- Fox Float X2 for ultimate downhill control

**COLOUR 1**



<b>GRAPEVINE</b> GLOSS	<b>BLACK DOG</b> GLOSS	<b>HEARTBREAKER</b> GLOSS
---------------------------	---------------------------	------------------------------

**Front Triangle**

Smoothwall Carbon. Full Sealed Cartridge Bearings. Press Fit BB. Internal Cable Routing. 2-Bolt ISCG05 Tabs. RIDE-9 Adjustable Geometry. 2 Position Axle. 160mm Travel.

**Chainstay**

Smoothwall Carbon

**Seatstay**

Smoothwall Carbon

**Rear Shock**

Fox Float X2 Factory | Sealed Bearing Eyelet | XS - SM = 210 x 55mm | MD - LG - XL = 230 x 60mm

*Image for colour and graphic reference only. Please refer to specification table. Specifications are subject to change without notice. Regional availability may vary.*

ALTITUDE COLOURWAYS

# Alloy 50 / 30

COLOUR 1

Altitude Alloy 50 shown



GRAPEVINE  
GLOSS

BLACK DOG  
GLOSS

HEARTBREAKER  
GLOSS

# Alloy 70 / 50 / 30

COLOUR 2

Altitude Alloy 50 shown



BLACK DOG  
GLOSS

BLACK DOG  
MATTE

RUSTED FROM THE RAIN  
GLOSS

# Altitude Alloy 70

## WHEEL SIZE

SM - MD: 27.5" | MD - XL: 29"

## MODEL HIGHLIGHTS

- All new frame, ground up design
- Updated suspension, geometry & features
- Adjustable chainstay length to suit the rider
- Kinematics, fit & wheel size adjusted per size

## IMPROVEMENTS OVER PREVIOUS MODEL

- New model

## COLOUR 2



BLACK DOG  
GLOSS

BLACK DOG  
MATTE

RUSTED FROM THE RAIN  
GLOSS

<b>Front Triangle</b>	FORM Alloy, Full Sealed Cartridge Bearings. Press Fit BB. Internal Cable Routing. 2-Bolt ISCG05 Tabs. RIDE-9 Adjustable Geometry. 2 Position Axle. 160mm Travel.
<b>Chainstay</b>	FORM Alloy
<b>Seatstay</b>	FORM Alloy
<b>Fork</b>	Fox 38 Float EVOL GRIP2 Factory Series 170mm 27.5 = 37mm Offset   29 = 44mm Offset
<b>Rear Shock</b>	Fox Float X2 Factory   Sealed Bearing Eyelet   SM = 210 x 55mm   MD - LG - XL = 230 x 60mm
<b>F / Brake</b>	Shimano XT Trail 4 Piston
<b>R / Brake</b>	Shimano XT Trail 4 Piston
<b>F / Rotor</b>	Shimano RT66 203mm
<b>R / Rotor</b>	Shimano RT66 180mm
<b>R / Shifter</b>	Shimano XT
<b>R / Derailleur</b>	Shimano XT
<b>Crankset</b>	Race Face Aeffect R Cinch 27.5 = 34T   29 = 32T
<b>Chainguide</b>	OneUp Top Guide
<b>Bottom Bracket</b>	Shimano SM-BBMT500
<b>Cassette</b>	Shimano SLX 10-51T
<b>Chain</b>	Shimano M7100
<b>F / Hub</b>	Rocky Mountain Sealed Boost 15mm
<b>R / Hub</b>	DT Swiss 370 Boost 148mm
<b>Spokes</b>	DT Swiss Competition 2.0/1.8/2.0
<b>F / Rim</b>	Race Face AR 30
<b>R / Rim</b>	Race Face AR 30
<b>F / Rim Tape</b>	Tubeless Ready - Tape / Valves Incl
<b>R / Rim Tape</b>	Tubeless Ready - Tape / Valves Incl
<b>F / Tire</b>	Maxxis Assegai 2.5 WT 3C MaxxGrip EXO+ Tubeless Ready
<b>R / Tire</b>	Maxxis Minion DHR II 2.4 WT 3C MaxxTerra EXO+ Tubeless Ready
<b>Headset</b>	FSA Orbit NO.57E
<b>Stem</b>	Rocky Mountain 35 AM   40mm
<b>Handlebar</b>	Rocky Mountain AM 780mm
<b>Grips / Tape</b>	Ergon GE1 EVO Lock On
<b>Seatpost</b>	Race Face Aeffect R Dropper 30.9mm Shimano MT500 Remote   SM = 125mm   MD = 150mm   LG - XL = 175mm
<b>Saddle</b>	WTB Volt Race 142

*Image for colour and graphic reference only. Please refer to specification table. Specifications are subject to change without notice. Regional availability may vary.*

# Altitude Alloy 50

## WHEEL SIZE

SM - MD: 27.5"

| MD - XL: 29"

## MODEL HIGHLIGHTS

- All new frame, ground up design
- Updated suspension, geometry & features
- Adjustable chainstay length to suit the rider
- Kinematics, fit & wheel size adjusted per size

## IMPROVEMENTS OVER PREVIOUS MODEL

- All new Fox 36 drops weight & adds air bleed ports
- Float DPX2 reservoir shock manages heat under pressure
- Shimano XT 4 piston brakes
- Maxxis EXO+ casing for increased durability
- Ergon grips to reduce rider fatigue
- Race Face Aeffect R post with Shimano remote

## COLOUR 1



GRAPEVINE  
GLOSS

BLACK DOG  
GLOSS

HEARTBREAKER  
GLOSS

## COLOUR 2



BLACK DOG  
GLOSS

BLACK DOG  
MATTE

RUSTED FROM THE RAIN  
GLOSS

Image for colour and graphic reference only. Please refer to specification table. Specifications are subject to change without notice. Regional availability may vary.

## Front Triangle

FORM Alloy. Full Sealed Cartridge Bearings. Press Fit BB. Internal Cable Routing. 2-Bolt ISCG05 Tabs. RIDE-9 Adjustable Geometry. 2 Position Axle. 160mm Travel.

## Chainstay

FORM Alloy

## Seatstay

FORM Alloy

## Fork

Fox 36 Float EVOL GRIP Performance Series 170mm | 27.5 = 37mm Offset | 29 = 44mm Offset

## Rear Shock

Fox Float DPX2 Performance | Sealed Bearing Eyelet | SM = 210 x 55mm | MD - LG - XL = 230 x 60mm

## F / Brake

Shimano XT Trail 4 Piston

## R / Brake

Shimano XT Trail 4 Piston

## F / Rotor

Shimano RT66 203mm

## R / Rotor

Shimano RT66 180mm

## R / Shifter

Shimano SLX

## R / Derailleur

Shimano XT

## Crankset

Race Face Aeffect Cinch 27.5 = 34T | 29 = 32T

## Chainguide

OneUp Top Guide

## Bottom Bracket

Shimano SM-BBMT500

## Cassette

Shimano Deore 10-51T 12spd

## Chain

Shimano M6100

## F / Hub

Rocky Mountain Sealed Boost 15mm

## R / Hub

DT Swiss 370 Boost 148mm

## Spokes

DT Swiss Competition 2.0/1.8/2.0

## F / Rim

WTB ST i30 TCS 2.0 Tubeless

## R / Rim

WTB ST i30 TCS 2.0 Tubeless

## F / Rim Tape

Tubeless Ready - Tape / Valves Incl

## R / Rim Tape

Tubeless Ready - Tape / Valves Incl

## F / Tire

Maxxis Assegai 2.5 WT 3C MaxxGrip EXO+ Tubeless Ready

## R / Tire

Maxxis Minion DHR II 2.4 WT 3C MaxxTerra EXO+ Tubeless Ready

## Headset

FSA Orbit NO.57E

## Stem

Rocky Mountain 35 AM | 40mm

## Handlebar

Rocky Mountain AM 780mm

## Grips / Tape

Ergon GE1 EVO Lock On

## Seatpost

Race Face Aeffect R Dropper 30.9mm Shimano MT500 Remote | SM = 125mm | MD = 150mm | LG - XL = 175mm

## Saddle

WTB Volt Race 142

# Altitude Alloy 30

## WHEEL SIZE

SM - MD: 27.5"

| MD - XL: 29"

## MODEL HIGHLIGHTS

- All new frame, ground up design
- Updated suspension, geometry & features
- Adjustable chainstay length to suit the rider
- Kinematics, fit & wheel size adjusted per size

## IMPROVEMENTS OVER PREVIOUS MODEL

- Marzocchi Z1 with GRIP damper: stiffer and class leading damping
- Fox Float DPX2 reservoir shock: stays cool under pressure
- Shimano I-Spec EV brakes for a tidy cockpit
- Shimano 12spd drivetrain
- Ergon grips to reduce rider fatigue

## COLOUR 1



**GRAPEVINE**  
GLOSS

**BLACK DOG**  
GLOSS

**HEARTBREAKER**  
GLOSS

## COLOUR 2



**BLACK DOG**  
GLOSS

**BLACK DOG**  
MATTE

**RUSTED FROM THE RAIN**  
GLOSS

## Front Triangle

FORM Alloy. Full Sealed Cartridge Bearings. Press Fit BB. Internal Cable Routing. 2-Bolt ISCG05 Tabs. RIDE-9 Adjustable Geometry. 2 Position Axle. 160mm Travel.

## Chainstay

FORM Alloy

## Seatstay

FORM Alloy

## Fork

Marzocchi Z1 Float EVOL GRIP 170mm | 44mm Offset

## Rear Shock

Fox Float DPX2 Performance | Sealed Bearing Eyelet | XS - SM = 210 x 55mm | MD - LG - XL = 230 x 60mm

## F / Brake

Shimano MT4120 4 Piston

## R / Brake

Shimano MT4120 4 Piston

## F / Rotor

Shimano RT64 203mm

## R / Rotor

Shimano RT64 180mm

## R / Shifter

Shimano Deore 12spd

## R / Derailleur

Shimano Deore 12spd

## Crankset

Shimano Deore | 27.5 = 34T | 29 = 32T

## Chainguide

OneUp Top Guide

## Bottom Bracket

Shimano SM-BBMT500

## Cassette

Shimano Deore 10-51T 12spd

## Chain

Shimano M6100

## F / Hub

Shimano MT410 | 15mm Boost

## R / Hub

Shimano MT410 Boost 148mm

## Spokes

2.0 Stainless

## F / Rim

WTB ST i30 TCS 2.0 Tubeless

## R / Rim

WTB ST i30 TCS 2.0 Tubeless

## F / Rim Tape

Tubeless Ready - Tape / Valves Incl

## R / Rim Tape

Tubeless Ready - Tape / Valves Incl

## F / Tire

Maxxis Minion DHF 2.5 WT EXO Tubeless Ready

## R / Tire

Maxxis Minion DHR II 2.4 WT EXO Tubeless Ready

## Headset

FSA Orbit NO.57E

## Stem

Rocky Mountain 31.8 AM | All Sizes = 40mm

## Handlebar

Rocky Mountain AM 780mm

## Grips / Tape

Ergon GE1 EVO Lock On

## Seatpost

Rocky Mountain Toonie Drop Alloy 30.9mm  
XS - SM = 125mm | MD - LG = 150mm |  
XL = 170mm

## Saddle


WTB Volt 142

*Image for colour and graphic reference only. Please refer to specification table. Specifications are subject to change without notice. Regional availability may vary.*

FOR MORE INFORMATION

**BIKES.COM/ALTITUDE**

**Rider:** Andréane Lanthier Nadeau  
**Photo:** Margus Riga  
**Location:** North Vancouver, BC





**LOVE THE RIDE**

### **Development Centre**

1225 East Keith Road, Unit #10  
North Vancouver, BC Canada, V7J 1J3  
T. 604-980-9938 F. 604-980-9975

### **Head Office**

9095, 25th Avenue,  
Saint-Georges, QC Canada G6A 1A1  
T. 1-800-663-2512 F. 1-800-570-8356

Rocky Mountain, its logo and other trade names are used by Rocky Mountain.  
Some technologies on Rocky Mountain products are patented or patent pending.

©2020 Rocky Mountain